

# Comepi Safety Solenoid Locking Switches



Comepi's guard locking safety switch is an electromagnetic device with separate actuator.

The solenoid can be used to lock the actuator in place to prevent access to the protected area.

Features:

- Power to Unlock units
- Separate dual circuits to monitor the actuator (guard closed) and solenoid (guard unlocked) individually



[FEP5KP1FA8-024M](#)

## Safety Solenoid Locking Switch Selection Guide

Part Number	Price	Locking Mode	Head Position	Holding Force	Safety Output (Solenoid)	Safety Output (Actuator)	IP Rating	Drawing
<a href="#">FEP5KP1FA8-024M</a>	\$140.00	24 VAC/VDC to unlock	90-degree adjustable	1200N	(2) N.C.	(2) N.C.	IP65	<a href="#">PDF</a>
<a href="#">FEP5KP1FA8-120M</a>	\$143.00	120 VAC to unlock	90-degree adjustable	1200N	(2) N.C.	(2) N.C.	IP65	<a href="#">PDF</a>

Note: Purchase actuating tongue (key) separately

## Safety Solenoid Locking Switch Key Selection Guide

Part Number	Price	Hole Spacing	Material	Fits	Drawing
<a href="#">KEY27</a>	\$4.75	20mm	316 stainless steel	Comepi FEP5K series safety switches	<a href="#">PDF</a>
<a href="#">KEY28</a>	\$4.75	20mm	316 stainless steel	Comepi FEP5K series safety switches	<a href="#">PDF</a>
<a href="#">KEY29</a>	\$8.75	40mm	316 stainless steel	Comepi FEP5K series safety switches	<a href="#">PDF</a>



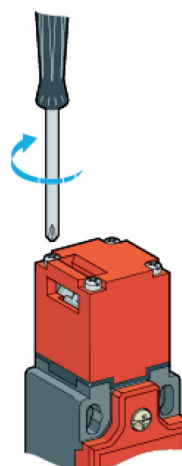
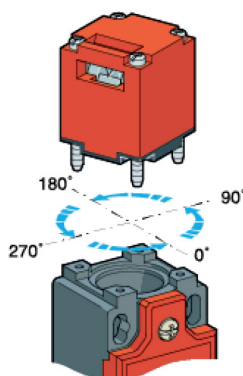
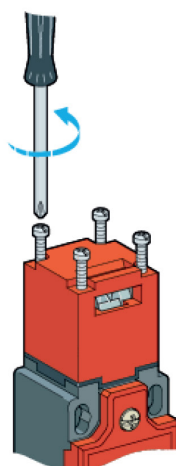
[KEY27](#)



[KEY28](#)



[KEY29](#)






# Comepi Safety Solenoid Locking Switches



FEP5K Locking Switches Specifications		
Environmental		
Degree of Protection	IP65	
Operating Temperature Range	-25° to 55°C [-13° to 131°F]	
Storage Temperature Range	-30° to 80°C [-22° to 176°F]	
Rated Insulation Voltage	250V	
Pollution Degree	Degree 3	
Mechanical		
Mechanical Life	1,000,000 operations	
B10d	4,000,000 operations	
Enclosure Material	Reinforced thermoplastic	
Manual Unlock	Screw release	
Electrical		
Electrical Ratings	AC15	24VAC @ 50/60 Hz = 10A 230VAC @ 50/60 Hz = 4A
	DC13	24VDC = 4A
Maximum Switching Frequency	10 cycles per minute	
Terminals Marking	According to IEC 60947-5-1	
Cable Entry	(3) M20 x 1.5 mm cable entries	
Connecting Wire Size	22 to 16 AWG (0.34 to 1.5 mm <sup>2</sup> )	
Reference Standards	IEC 60947-5-1 EN 60947-5-1 EN ISO 14119	
Agency Approvals	cULus, CE	
Tools Needed		
Phillips screwdriver, #1 #2		

## Connection Diagram:

FA8 2 contact moved by actuator  2 contact moved by solenoid			
ACTUATOR	Inserted and locked	Inserted and unlocked	Not inserted
SOLENOID	Not excited	Excited	-
ACTUATOR	11 — 12	11 — 12	11 — 12
SOLENOID	21 — 22	21 — 22	21 — 22
ACTUATOR	31 — 32	31 — 32	31 — 32
SOLENOID	41 — 42	41 — 42	41 — 42

# Safety Products



*Warning: Safety products sold by AutomationDirect are Safety components only. The purchaser/installer is solely responsible for the application of these components and ensuring all necessary steps have been taken to assure each application and use meets all performance and applicable safety requirements and/or local, national and/or international safety codes as required by the application. AutomationDirect cannot certify that our products, used solely or in conjunction with other AutomationDirect or other vendors' products, will assure safety for any application. Any person using or applying any products sold by AutomationDirect is responsible for learning the safety requirements for their individual application and applying them, and therefore assumes all risks, and accepts full and complete responsibility, for the selection and suitability of the product for their respective application.*

*AutomationDirect does not provide design or consulting services, and cannot advise whether any specific application or use of our products would ensure compliance with the safety requirements for any application.*