










C-more Micro EA1 Series Selection Guide

C-more Micro EA1 Series Panels			
Part Number		Description	Price
<u>EA1-S3ML</u>		C-more Micro EA1 series touch screen HMI, 3in monochrome STN LCD, analog resistive, 128 x 64 pixel, LED backlight, (1) serial port.	\$272.00
<u>EA1-S3ML-N</u>	Non-Touch 	C-more Micro EA1 series HMI, 3in monochrome STN LCD, 128 x 64 pixel, LED backlight, (1) serial port.	Retired
<u>EA1-S3MLW</u>		C-more Micro EA1 series touch screen HMI, 3in monochrome STN LCD, analog resistive, 128 x 64 pixel, high-contrast white LED backlight, (1) serial port.	\$272.00
<u>EA1-S3MLW-N</u>	Non-Touch 	C-more Micro EA1 series HMI, 3in monochrome STN LCD, 128 x 64 pixel, high-contrast white LED backlight, (1) serial port.	\$215.00

Part Number	Panel Software / Firmware Version Required
<u>EA1-S3ML</u>	1.0 or later
<u>EA1-S3MLW</u>	1.5 or later
<u>EA1-S3MLW-N</u>	

C-more Micro EA1 Series Selection Guide

C-more Micro EA1 Series Panels Programming Software & Programming Cable			
Part Number		Description	Price
<u>EA-MG-PGMSW</u>		C-more Micro Windows programming software, USB or free download. For use with C-more Micro panels. Requires USB port connection from PC to C-more Micro panel.	\$31.50
<u>EA-MG-PGM-CBL</u>		AutomationDirect programming cable assembly, USB A to 6-pin RJ12, 6ft cable length. For use with C-more Micro panels, CLICK CPUs, Do-more H2 series CPUs, and DirectLOGIC CPUs.	\$52.00

C-more Micro EA1 Series Panel Accessories			
Part Number		Description	Price
<u>EA-COMCON-3</u>		C-more DSUB port adapter, 15-pin male to 6-pole RS-422/485 terminal block, right angle cable entry. For use with C-more Micro EA1 series 4in and 6in HMIs, C-more Micro EA3 series 3in, 4in, and 6in HMIs, C-more EA9 6in and 7in HMIs and C-more CM5 series 4in HMI.	\$55.00
<u>EA-COMCON-3A</u>		C-more Micro DSUB port adapter, 15-pin male to 6-pole RS-422/485 terminal block, straight cable entry. For use with C-more Micro EA1 3in with EA1-MG-SP1, EA3 8in and 10in HMIs, C-more EA9 8in, 10in, 12in and 15in and CM5 7in, 10in, 12in, 15in and 22in HMIs.	\$30.50
<u>EA-MG-COV-CL</u>		C-more screen protector, clear, 3in. Package of 5. For use with C-more Micro 3in HMIs.	\$47.50
<u>EA-4-COV2</u>		C-more Micro screen protector, non-glare, 4in. Package of 3. For use with C-more Micro EA1-T4CL 4in HMIs.	\$43.00
<u>EA-6-COV2</u>		C-more screen protector, non-glare, 6in. Package of 3. For use with C-more and C-more Micro 6in HMIs.	\$49.50



For a list of supported protocols and cabling options refer to the 3-inch **C-more** Micro Protocols and cabling chart starting on page tCMM-12

C-more Micro 3-inch EA1 Specifications

Specification	Model	3-inch STN Micro Panel Touch Screen	3-inch STN Micro Panel Non-Touch Screen
Part Number		EA1-S3ML, EA1-S3MLW	EA1-S3MLW-N
Description		128 x 64 pixel LCD display, five user defined keypad function buttons, and five user defined LED's	
Display			
• Type		3.1-inch STN monochrome LCD, graphical characters	
• Resolution		128 (W) x 64 (H) pixel	
• Color		2 colors (normal / inverse)	
• Viewing Area Size		2.789" (W) x 1.385" (H) [70.8 mm x 35.2 mm]	
• Active Area Size		2.670" (W) x 1.259" (H) [67.8 mm x 32.0 mm]	
• Contrast		Adjusted from the panel's built-in configuration setup menu	
• Viewing Angle		3, 9 o'clock axis → 45 degrees 6 o'clock axis → 45 degrees 12 o'clock axis → 30 degrees	
Backlight			
• Type		LED	
• Color		5 user defined colors: EA1-S3ML, - Red, Green, Amber, Lime, and Yellow EA1-S3MLW, EA1-S3MLW-N - White, Pink1, Pink2, Pink3 and Red	
• User Replaceable		No	
Touch Screen			
• Type		Analog touch panel, single touch*	N/A
• Operation		51 gram force [0.5 N] maximum	N/A
• Life		Minimum of 1,000,000 cycles	N/A
Features			
• User Memory		768 KB	
• Number of Screens		Up to 999 – limited by project memory usage	
• Beep (Internal)		Yes	
• Keypad Function Buttons		Five user defined function key buttons with the ability to customize the label. Minimum of 500,000 cycles	
• Keypad Function Button LEDs		Each function key button includes a red LED that can be user programmed.	
• Serial Communications		Built-in RJ12 serial communications port (RS-232). Optional serial communications port (RS-232, RS-485/422) when using the optional EA-MG-SP1 Serial Port with DC Power Adapter.	
• Expansion Connection		Yes – used with optional EA-MG-P1 DC Power Adapter (discontinued), and EA-MG-SP1 Serial Port with DC Power Adapter (discontinued).	
Screen Objects			
• Functional Devices		Pushbutton, Switch, Indicator Button, Indicator Light, Graphic Indicator Light, Numeric Display, Numeric Entry, Inc/Dec Value, Bar Graph, Bitmap Button, Static Bitmap, Dynamic Bitmap, Recipe Button, Static Text, Lookup Text, Dynamic Text, Scroll Text, Screen Change Pushbutton, Screen Selector, Adjust Contrast, Function, Key Configuration Object, Realtime Graph, Line Graph, Analog Meter	
• Static Shapes		Lines, Rectangles, Circles and Frames	
• Displayable Fonts		Fixed fonts: 4x6, 6x6, 6x6B, 6x8, 8x16, 8x32, 8x64, 16x16, 16x32, 16x64, 32x16, 32x32, 32x64, and Windows fonts	
*Note: The Touchscreen is designed to respond to a single touch. If it is touched at multiple points at the same time, an unexpected object may be activated.			
C-more 3-inch Micro panel specifications continued on next page.			

C-more Micro 3-inch EA1 Specifications

Specification	Model	3-inch STN Micro Panel Touch Screen	3-inch STN Micro Panel Non-Touch Screen
Part Number		EA1-S3ML, EA1-S3MLW	EA1-S3MLW-N
Electrical			
• Input Voltage Range		5.0 VDC (4.75 – 5.25 VDC)	
• Input Power		Supplied through the panel's RJ12 serial communications port connection when used with any AutomationDirect PLC having an RJ12 communication port.	
• Power Consumption		1.05W (220mA @ 4.75 VDC)	
• Recommended Fuse		Type AGC fast acting glass fuse, 250 mA, 250 VAC, ADC p/n AGC-25 No fuse required when directly connected to a PLC or PC with recommended cable.	
• Maximum Inrush Current		1 A for 500 μs	
• Acceptable External Power Drop Duration		Maximum 1ms	
Environmental*			
• Operating Temperature		0 to 50 °C (32 to 122 °F) Maximum surrounding air temperature rating: 50 °C	
• Storage Temperature		–20 to +60 °C (–4 to +140 °F)	
• Humidity		5–95% RH (non-condensing)	
• Environmental Air		For use in Pollution Degree 2 Environment	
• Vibration		IEC60068-2-6 (Test Fc), 5-9 Hz: 3.5 mm amplitude, 9-150 Hz: 1.0G, sweeping, at a rate of 1 octave/min. (±10%), 10 sweep cycles per axis on each of 3 mutually perpendicular axes	
• Shock		IEC60068-2-27 (Test Ea), 15 G peak, 11ms duration, three shocks in each direction per axis, on 3 mutually perpendicular axes (total of 18 shocks)	
• Noise Immunity		NEMA ICS3-304 (EN61131-2) RFI, (145MHz, 440Mhz 10W @ 10cm) Impulse 1000V @ 1μS pulse EN61000-4-2 (ESD), EN61000-4-3 (RFI), EN61000-4-4 (FTB), EN61000-4-5 (Surge) N61000-4-6 (Conducted), EN61000-4-8 (Power frequency magnetic field immunity)	
• Enclosure		For use on a flat surface of Type 1, 4X enclosure (Indoor use only)	
• Agency Approvals		CE (EN61131-2), UL508, CUL Canadian C22.2 No. 142-M95, UL File E157382, CSA File 234884	
Physical			
• Dimensions		4.488" (W) x 3.228" (H) x 1.593" (D) [114.0 mm x 82.0 mm x 40.5 mm]	
• Enclosure Mounting Thickness Range		0.04" – 0.2" [1 – 5 mm]	
• Mounting Clip Screw Torque Range		21 – 28 oz-in [0.15 – 0.2 N·m]	
• Depth from bezel rear with options Module		2.295" [58.3 mm]	
• Weight		5.82 oz. (165 g)	



NOTE: The environmental specifications for the panels shown above are also applicable for the **C-more** 3" Micro accessories shown later in this section of the catalog.

Supported Protocols / Drivers
Serial - Panel port1
AutomationDirect Productivity Series
AutomationDirect CLICK
AutomationDirect Do-more / BRX*
AutomationDirect K-sequence
AutomationDirect DirectNET
AutomationDirect Modbus
Modicon Modbus RTU
Entivity Modbus RTU
Note: * BX-P-SER2-RJ12 is required



For a list of supported protocols and cabling options refer to the 3-inch **C-more** Micro Protocols and cabling chart starting on pagepage tCMM-12