



CFW320 Series AC Drives – Introduction



WEG CFW320 Overview

WEG CFW320 variable frequency drives are high-performance VFDs for three-phase induction motors. They are ideal for applications on machines or equipment that require precise variable-speed control with easy setup and operation. The CFW320 series adds expanded capability above the CFW300, with 460V models up to 10HP and optional Ethernet communications connectivity.

The CFW320 series features compact size with contactor-style electrical connections (top in / bottom out). The CFW320's performance can be scaled to match the application by selecting WEG vector control (VVW) or scalar control (V/F).

CFW320s include built-in operator interface (HMI) and SoftPLC with free WPS programming software for custom-tailored control schemes. A variety of plug-in option modules for additional I/O and communications protocols are available to provide extended capabilities, making the CFW320 a flexible and cost effective solution for your variable-speed requirements.

Features

- Single-phase and three-phase voltage supply
- DIN rail (35mm) or surface mounting with screws
- Side-by-side mounting; no heat dissipation space required beside/between the drives
- Voltage range:
 - 1-phase models, 120VAC and 230VAC
 - 3-phase models: 230VAC and 460VAC
- Current/Power range:
 - 230V up to 15.2A / 5HP. 460V up to 14A / 10HP
- Control mode: Scalar (V/Hz) or Voltage Vector (VVW)
- Switching frequency: 2.5, 5, 10, or 15kHz
- Output frequency range: 0–400 Hz; 0.1Hz resolution

WEG CFW320 Series AC Drives										
Motor Rating	hp	0.25	0.5	1	1.5	2	3	5	7.5	10
	kW	0.2	0.4	0.75	1.3	1.5	2.2	3.7	5.5	7.5
115V Single-Phase Input / 230V Three-Phase Output		✓	✓	✓	✓					
230V Single-Phase Input / 230V Three-Phase Output		✓	✓	✓	✓	✓	✓			
230V Three-Phase Input / 230V Three-Phase Output		✓	✓	✓	✓	✓	✓	✓		
460V Three-Phase Input / 460V Three-Phase Output			✓	✓		✓	✓	✓	✓	✓


- Overload capacity: 150% for 60sec every 10min; 200% for 3sec every 10min
- Degree of protection: IP20
- Operating temperatures:
 - 120VAC & 230VAC models 32 to 122°F (0 to 50°C); up to 140°F (60°C) with current derating (2% per 1°C above 50°C)
 - 460VAC models 32 to 104°F (0 to 40°C); up to 122°F (50°C) with current derating (2% per 1°C above 40°C)
- Altitude: 0 to 3300ft (1000m); up to 13,200 ft (4000m) with current derating (1% per 100m above 1000m)
- Integrated dynamic braking available on select models. (All 460V & 230V B Frame)
- Local keypad standard on all models.
- cULus, CE

Accessories

- Remote keypad with mounting kit and cable
- Ethernet communication module: dual port supports Modbus TCP and EtherNet/IP
- RS-232 serial communication module (Modbus RTU)
- RS-485 serial communication module (Modbus RTU)
- USB communication module and cable
- IODR expansion module – Insulated inputs (NPN or PNP)
- IOAR expansion module (1AI, 1AO, and 3RO)
- IOAENC incremental encoder module (A/A - B/B) with additional analog IO
- MMF-UDRIVES flash memory module and cable
- IOP speed potentiometer
- RFI Filter

Typical Applications

- Blenders / Mixers
- Centrifugal pumps
- Centrifuges
- Commercial Dryers
- Compressors
- Conveyors
- Fans / Blowers
- Granulators
- Roller Tables
- Rotary Filters
- Great match with WEG S Series Rolled Steel AC Motors



Modular design with easy-to-install accessories

WEG CFW320 AC Drives – Selection Specifications

CFW320 Drive Model Selection Tables

CFW320A (Frame Size A)

CFW320B (Frame Size B)

CFW320C (Frame Size C)

Zero-Stack Mounting
(no side-to-side heat dissipation space required)



WEG CFW320 AC Drives Selection Specifications																					
Drive Model #	Price	Applicable Motor 1) 2)		Drive Output		Drive Input		Input Protection		Drive											
		Maximum Power (hp)	(kW)	Nominal Phase / Voltage	Rated Current 3) (A)	Nominal Phase / Voltage	Nominal Phase / Voltage	Rated Current (A)	Circuit Breaker (A)	Fuse 4) (A)	Power Loss (W)	Dynamic Braking	Weight	Frame Size	Drawing Link						
CFW320A01P6S1NB20	\$185.00	0.25	0.18	3Ø / 230 VAC	1.6	3Ø / 230 VAC	1Ø / 120 VAC	7.1	10	20	30	No	0.90 kg [1.98 lb]	A	PDF						
CFW320A02P6S1NB20	\$201.00	0.5	0.50		2.6			11.5	16	20	45				PDF						
CFW320A04P2S1NB20	\$215.00	1.0	0.75		4.2			17.7	20	35	60				PDF						
CFW320A06P0S1NB20	\$259.00	1.5	1.32		6.0			26.5	32	40	75				PDF						
CFW320A01P6S2NB20	\$165.00	0.25	0.18		1.6		3.5	6.3	20	30	PDF										
CFW320A02P6S2NB20	\$178.00	0.5	0.50		2.6		5.7	10	20	35	PDF										
CFW320A04P2S2NB20	\$190.00	1.0	0.75		4.2		9.2	16	20	50	PDF										
CFW320A06P0S2NB20	\$236.00	1.5	1.32		6.0		13.2	16	20	75	PDF										
CFW320A07P3S2NB20	\$277.00	2.0	1.50		7.3		16.1	20	25	90	PDF										
CFW320A01P6T2NB20	\$175.00	0.25	0.18		1.6		2.0	2.5	20	30	PDF										
CFW320A02P6T2NB20	\$192.00	0.5	0.50		2.6		3.1	6.3	20	35	PDF										
CFW320A04P2T2NB20	\$204.00	1.0	0.75		4.2		5.0	10	20	50	PDF										
CFW320A06P0T2NB20	\$247.00	1.5	1.32		6.0		7.2	10	20	75	PDF										
CFW320A07P3T2NB20	\$292.00	2.0	1.50		7.3		8.8	16	20	90	PDF										
CFW320B10P0B2DB20	\$331.00	3.0	2.20	3Ø / 230 VAC	10.0	3Ø / 230 VAC	1Ø / 230 VAC	22.0	25	35	100	Yes	1.34 kg [2.95 lb]	B	PDF						
CFW320B15P2T2DB20	\$404.00	5.0	3.70		15.2		3Ø / 230 VAC	18.2							25	35	160	PDF			
CFW320A01P1T4NB20	\$238.00	0.5	0.55		1.1		3Ø / 460 VAC	3Ø / 460 VAC							3Ø / 460 VAC	1.3	1.6	20	26	No	0.90 kg [1.98 lb]
CFW320A02P6T4NB20	\$247.00	1.0	1.10	2.6	3.1	4			20	42	PDF										
CFW320A03P5T4NB20	\$265.00	2.0	2.20	3.5	4.2	6.3			20	55	PDF										
CFW320A04P8T4NB20	\$326.00	3.0	2.20	4.8	5.8	10			20	69	PDF										
CFW320B01P1T4DB20	\$249.00	0.5	0.55	1.1	1.3	1.6			20	26	Yes	1.34 kg [2.95 lb]	B	PDF							
CFW320B02P6T4DB20	\$262.00	1.0	1.10	2.6	3.1	4			20	42				PDF							
CFW320B03P5T4DB20	\$289.00	2.0	2.20	3.5	4.2	6.3			20	55				PDF							
CFW320B04P8T4DB20	\$365.00	3.0	2.20	4.8	5.8	10			20	69	PDF										
CFW320B07P6T4DB20	\$436.00	5.0	3.70	7.6	9.1	16			25	111	111	111	111	No		1.50 kg [3.30 lb]	C	PDF			
CFW320B07P6T4NB20	\$413.00																	PDF			
CFW320C11P0T4DB20	\$493.00	7.5	5.50	11.0	11.0	13.2			20	25	164	164	164	Yes		1.50 kg [3.30 lb]	C	PDF			
CFW320C11P0T4NB20	\$469.00																	PDF			
CFW320C14P0T4DB20	\$610.00																	PDF			
CFW320C14P0T4NB20	\$580.00	10.0	7.50	14.0	14.0	16.8			25	30	172	172	172	No				PDF			

1) For Use With 3-Phase Motors Only.

2) The power values for the maximum applicable motor shown are reference values and are valid for WEG three-phase, four-pole induction motors with power supply of 230VAC. The proper sizing of the CFW320 drive must be determined as a function of the rated current of the motor being used.

3) Motor FLA may vary with speed and manufacturer. ALWAYS compare motor FLA to Nominal AMPS of drive.

4) For UL61800-5-1 compliance, use UL fuse type J for standard fault of 5kA.

5) Model CFW320B10P0B2DB20 is capable of Single-Phase input without derating.



CFW320 AC Drives – General Specifications

CFW320 General Specifications (Applicable to All Models)

Control	Method	V/F (scalar) V/F (quadratic) VVW: voltage vector control PWM SVM (Space Vector Modulation)
	Output Frequency Range	0–400 Hz; 0.1Hz resolution
Performance	V/Hz Control	Speed regulation: 1% of the rated speed (with slip compensation) Speed variation range: 1:20
	VVW Control	Speed regulation: 1% of the rated speed Speed variation range: 1:30
Inputs	Analog	1 insulated input; Levels: 0–10V or 0–20mA or 4–20mA Linearity error $\leq 0.25\%$ Impedance: 100k Ω for voltage input; 500 Ω for current input Programmable functions Maximum input voltage allowed: 30VDC
	Digital	4 isolated inputs Programmable functions • active high (PNP): maximum low level of 10VDC minimum high level of 20VDC • active low (NPN): maximum low level of 5VDC minimum high level of 10VDC Maximum input voltage allowed: 30VDC Input current: 11mA Maximum input current: 20mA
Outputs	Relay	1 relay with NO/NC contacts Maximum voltage: 250VAC Maximum current: 0.5A Programmable functions
	Power Supply	10VDC power supply; maximum capacity: 50mA
Safety	Protection	Overcurrent/Phase-Phase short circuit in the output Under/Overvoltage Motor overload Overtemperature in the power module (IGBTs) Fault / External alarm Programming error
Keypad	Integral (HMI)	4 keys: Start/Stop, Up arrow, Down arrow, and Programming LCD Display View/Edit all parameters Indication accuracy: • current: 5% of the rated current • speed resolution: 0.1Hz
Rated/Default Carrier Frequency		5kHz (selectable 2.5, 5, 10, or 15 kHz)
Input Voltage Range		1-phase 120V models: 110–127 VAC (-15%, +10%) 1-phase & 3-phase 230V models: 200–240 VAC (-15%, +10%) 3-phase 460V: 380 - 480 VAC (-15%, +10%)
Input Frequency Range		50/60Hz (48 to 62 Hz)
Allowable Input Phase Imbalance		$\leq 3\%$ of rated phase-to-phase input voltage
Overload Capacity		150% for 60sec every 10min; 200% for 3 sec every 10min
Braking		Integrated dynamic braking on select models: 230V: Frame B only (3HP & 5HP) 460V: Models offered for 0.5HP to 10HP
Ambient Operating Temperature		120VAC & 230VAC models: 32 to 122°F (0 to 50°C); up to 140°F (60°C) with current derating (2% per 1°C above 50°C) 460VAC models: 32 to 104°F (0 to 40°C); up to 122°F (50°C) with current derating (2% per 1°C above 40°C)
Altitude		0 to 3300ft (1000m); up to 13,200 ft (4000m) with current derating (1% per 100m above 1000m)
Humidity		5 to 95% non-condensing
Mounting		35mm DIN rail or surface mounting with screws
Mounting Orientation		Vertical and upright; can be mounted side-to-side (zero stack)
Environmental Protection Rating		IP20
Agency Approvals *		cUL-us [NMMS.E184430,NMMS7.E184430] (except CFW320-KFx-xx EMI Filters), CE

* To obtain the most current agency approval information, see the Agency Approval Checklist section on the specific part number's web page.

WEG CFW320 AC Drives

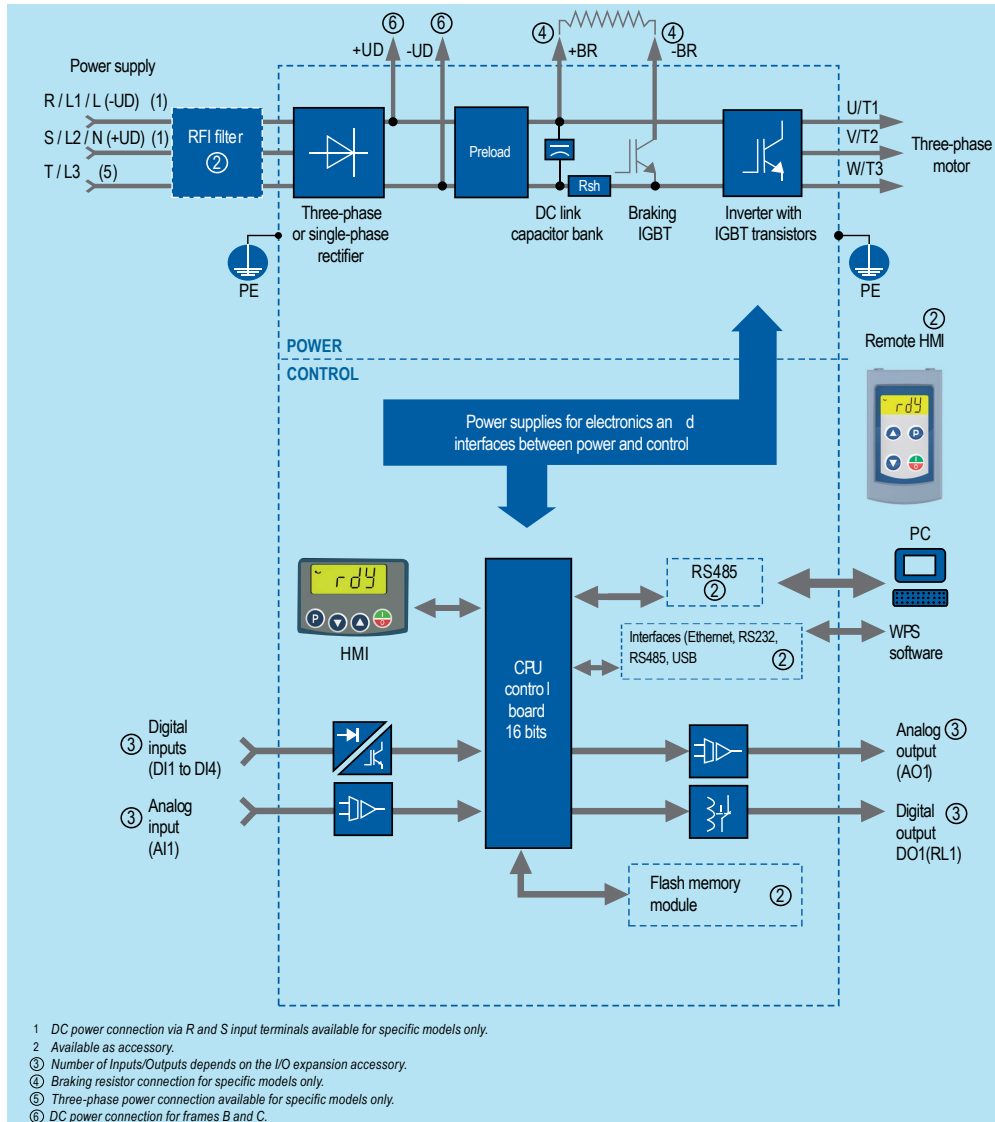
Part Number Breakdown

CFW320 Part Number Breakdown

Example Given: **CFW320A01P6S2NB20**

Inverter / Smart Code	Model Identification				Internal Dynamic Braking (IGBT)	Protection Degree	Hardware Version	Software Version
	Size	Rated Output Current	Number of Phases	Rated Voltage				
CFW320	A	01P6	S	2	NB	20		
	S = 1-Phase T = 3-Phase B = 1-Phase & 3-Phase							
	1 = 120VAC 2 = 230VAC 4 = 480VAC							
	NB = without dynamic braking (IGBT) DB = with dynamic braking (IGBT)							
	20 = IP20							
	Hx = special hardware							
	Sx = special software							

Block Diagram





CFW320 AC Drives – Accessories

WEG CFW320 AC Drives Accessories			
Model #	Price	Description	Drawing Link
Accessory Modules			
CFW320-CETH	\$147.00	WEG Electric CFW320 series communication module, EtherNet/IP, Modbus TCP and webserver, 2 ports, (2) Ethernet (RJ45) port(s). For use with WEG CFW320 series AC drives.	PDF
CFW320-CRS232	\$44.00	WEG Electric CFW320 series communication module, Modbus RTU, 1 port, (1) RS-232 (5-pin terminal) port(s). For use with WEG CFW320 series AC drives.	PDF
CFW320-CRS485	\$44.00	WEG Electric CFW320 series communication module, Modbus RTU, 2 ports, (1) RS-485 (5-pin terminal) and (1) miniB-USB port(s). For use with WEG CFW320 series AC drives.	PDF
CFW320-CUSB	\$50.00	WEG Electric CFW320 series communication module, Modbus RTU, 1 port, (1) miniB-USB port(s). For use with WEG CFW320 series AC drives. (1) 6.5ft/2m USB A to miniB-USB cable included.	PDF
CFW320-IOAENC	\$76.00	WEG Electric CFW320 series encoder analog combo module, 400 kHz maximum switching frequency, 1-channel quadrature encoder input, Analog Input: 1-channel, Analog Output: 2-channel. For use with WEG CFW320 series AC drives.	PDF
CFW320-IOAR	\$75.00	WEG Electric CFW320 series relay/analog combo module, Analog Input: 1-channel, current/voltage, Analog Output: 1-channel, current/voltage, Discrete Output: 3-point, relay, (3) Form A (SPST) relays. For use with WEG CFW320 series AC drives.	PDF
CFW320-IODF	\$62.00	WEG Electric CFW320 series pulse combo module, 3 kHz maximum switching frequency, 3 high-speed input point(s), sinking, single-ended encoder input(s), 3 high-speed output point(s), sourcing, single-ended output(s).	PDF
CFW320-IODR	\$58.00	WEG Electric CFW320 series discrete combo module, Input: 4-point, 24 VDC, sinking/sourcing, Output: 3-point, 250 VAC, relay, (3) Form A (SPST) relays, 5A/point. For use with WEG CFW320 series AC drives.	PDF
CFW320-IOP	\$46.00	WEG Electric CFW320 series speed potentiometer module, enclosed, IP20, plastic housing. For use with WEG CFW320 series AC drives.	PDF
MMF-UDRIVES	\$112.00	WEG Electric CFW320 series flash memory module, for use with WEG CFW100, CFW300 and CFW320 series AC drives. (1) 3.2ft/1m miniB-USB cable included. (Requires three AAA batteries; not included.)	PDF
EMI Input Filters			
CFW320-KFA-S1-S2	\$48.00	WEG Electric EMI input filter, 1-phase, 7.3A, 35mm DIN rail mount, EMI/RFI filtering. For use with WEG CFW320AxxxSx 1-phase AC drives.	PDF
CFW320-KFA-T2	\$89.00	WEG Electric EMI input filter, 3-phase, 7.3A, 35mm DIN rail mount, EMI/RFI filtering. For use with WEG CFW320AxxxT2 3-phase AC drives.	PDF
CFW320-KFA-T4	\$89.00	WEG Electric EMI input filter, 3-phase, 4.8A, 35mm DIN rail mount, EMI/RFI filtering. For use with WEG CFW320AxxT4 3-phase AC drives.	PDF
CFW320-KFB-S2	\$56.00	WEG Electric EMI input filter, 1-phase, 10A, 35mm DIN rail mount, EMI/RFI filtering. For use with WEG CFW320B10P0B2DB20 AC drive with 1-phase input power only.	PDF
CFW320-KFB-T2	\$109.00	WEG Electric EMI input filter, 3-phase, 15.2A, 35mm DIN rail mount, EMI/RFI filtering. For use with WEG CFW320BxxxT2 3-phase AC drives.	PDF
CFW320-KFB-T4	\$109.00	WEG Electric EMI input filter, 3-phase, 8.2A, 35mm DIN rail mount, EMI/RFI filtering. For use with WEG CFW320BxxxT4 3-phase AC drives.	PDF
CFW320-KFC-T4	\$116.00	WEG Electric EMI input filter, 3-phase, 15A, 35mm DIN rail mount, EMI/RFI filtering. For use with WEG CFW320CxxxT4 3-phase AC drives.	PDF
Remote Keypad			
CFW320-KHMIR	\$136.00	WEG Electric CFW320 series remote serial HMI keypad, for use with WEG CFW320 series AC drives. (1) CFW320-CRS485 communication module, (1) 9.8ft/3m miniB-USB to miniB-USB cable and installation hardware for optional panel mounting included.	PDF
Cooling Fans			
CFW300-FAN-B-T4	\$27.00	WEG Electric CFW320 series main cooling fan, replacement, 50 x 50 x 15mm, 12 VDC. For use with WEG CFW320B4xx AC drives.	PDF
CFW300-FAN-A	\$35.50	WEG Electric CFW300 series main cooling fan, replacement, 50 x 50 x 15mm, 12 VDC. For use with WEG CFW300Axxx AC drives.	PDF
CFW300-FAN-B	\$35.50	WEG Electric CFW300 series main cooling fan, replacement, 50 x 50 x 15mm, 12 VDC. For use with WEG CFW300Bxxx AC drives.	PDF
CFW300-FAN-C	\$40.00	WEG Electric CFW320 series main cooling fan, replacement, 50 x 50 x 15mm, 12 VDC. For use with WEG CFW320C4xx AC drives.	PDF


CFW320-CUSB



CFW320-CETH



CFW320-IOAENC



CFW320-IODR



CFW320-KFA-T2



CFW300-FAN-C



CFW320-CRS485





CFW320 AC Drives – Accessories

Additional Accessories Recommended for WEG CFW320 AC Drives

Drive Part #	Input Ø/V	C/B Amp	Motor Protector ¹⁾		Fuse ¹⁾			Filter	
			WEG ³⁾ 4)	Fuji	Amp	Class J ²⁾	Class J Holder	WEG EMI/RFI	Roxburgh EMI
CFW320A01P6S1NB20	1Ø 120VAC	10	MPW40-3-U010	BM3RHB-013 BM3VHB-013	20	JHL20 JHL20-1	JM60030-1CR	CFW320-KFA-S1-S2	n/a
CFW320A02P6S1NB20		16	MPW40-3-U016	BM3RHB-020 BM3VHB-020	20	JHL20 JHL20-1	JM60030-1CR	CFW320-KFA-S1-S2	n/a
CFW320A04P2S1NB20		20	MPW40-3-U020	BM3RHB-025 BM3VHB-025	35	JHL35 JHL35-1	JM60060-1CR	CFW320-KFA-S1-S2	n/a
CFW320A06P0S1NB20		32	MPW40-3-U032	BM3VHB-040	35	JHL35 JHL35-1	JM60060-1CR	CFW320-KFA-S1-S2	n/a
CFW320A01P6S2NB20	1Ø 240VAC	6.3	MPW40-3-D063	BM3RHB-010 BM3VHB-013	6	JHL6 JHL6-1	JM60030-2CR	CFW320-KFA-S1-S2	n/a
CFW320A02P6S2NB20		10	MPW40-3-U010	BM3RHB-013 BM3VHB-013	10	JHL10 JHL10-1	JM60030-2CR	CFW320-KFA-S1-S2	n/a
CFW320A04P2S2NB20		16	MPW40-3-U016	BM3RHB-020 BM3VHB-020	15	JHL15 JHL15-1	JM60030-2CR	CFW320-KFA-S1-S2	n/a
CFW320A06P0S2NB20		16	MPW40-3-U016	BM3RHB-020 BM3VHB-020	20	JHL20 JHL20-1	JM60030-2CR	CFW320-KFA-S1-S2	n/a
CFW320A07P3S2NB20		20	MPW40-3-U020	BM3RHB-025 BM3VHB-025	25	JHL25 JHL25-1	JM60030-2CR	CFW320-KFA-S1-S2	n/a
CFW320A01P6T2NB20	3Ø 240VAC	2.5	MPW40-3-D025	BM3RHB-004	6	JHL6 JHL6-1	JM60030-3CR	CFW320-KFA-T2	KMF306A MIF310
CFW320A02P6T2NB20		6.3	MPW40-3-D063	BM3RHB-010 BM3VHB-010	10	JHL10 JHL10-1	JM60030-3CR	CFW320-KFA-T2	KMF310A MIF310
CFW320A04P2T2NB20		10	MPW40-3-U010	BM3RHB-013 BM3VHB-013	15	JHL15 JHL15-1	JM60030-3CR	CFW320-KFA-T2	KMF318A MIF316
CFW320A06P0T2NB20		10	MPW40-3-U010	BM3RHB-013 BM3VHB-013	20	JHL20 JHL20-1	JM60030-3CR	CFW320-KFA-T2	KMF318A MIF316
CFW320A07P3T2NB20		16	MPW40-3-U016	BM3RHB-020 BM3VHB-020	25	JHL25 JHL25-1	JM60030-3CR	CFW320-KFA-T2	KMF318A MIF316
CFW320B10P0B2DB20	1Ø 240VAC	25	MPW40-3-U025	BM3RHB-032 BM3VHB-032	35	JHL35 JHL35-1	JM60060-3CR	CFW320-KFB-S2	n/a
CFW320B15P2T2DB20		25	MPW40-3-U025	BM3RHB-032 BM3VHB-032	35	JHL35 JHL35-1	JM60060-3CR	CFW320-KFB-T2	KMF336A MIF330B
CFW320A01P1T4NB20	3Ø 240VAC	1.6	MPW40-3-D016	BM3RHB-2P5	3	JHL3 JHL3-1	JM60030-3CR	CFW320-KFA-T4	KMF336A MIF330B
CFW320A02P6T4NB20		4	MPW40-3-U004	BM3RHB-6P3	6	JHL6 JHL6-1	JM60030-3CR	CFW320-KFA-T4	KMF306A MIF310
CFW320A03P5T4NB20		6.3	MPW40-3-D063	BM3RHB-010 BM3VHB-010	10	JHL10 JHL10-1	JM60030-3CR	CFW320-KFA-T4	KMF310A MIF310
CFW320A04P8T4NB20		15	MPW40-3-U010	BM3RHB-013 BM3VHB-013	15	JHL15 JHL15-1	JM60030-3CR	CFW320-KFA-T4	KMF318A MIF316
CFW320B01P1T4DB20		1.6	MPW40-3-D016	BM3RHB-2P5	3	JHL3 JHL3-1	JM60030-3CR	CFW320-KFB-T4	KMF336A MIF330B
CFW320B02P6T4DB20		4	MPW40-3-U004	BM3RHB-6P3	6	JHL6 JHL6-1	JM60030-3CR	CFW320-KFB-T4	KMF336A MIF330B
CFW320B03P5T4DB20		6.3	MPW40-3-D063	BM3RHB-010 BM3VHB-010	10	JHL10 JHL10-1	JM60030-3CR	CFW320-KFB-T4	KMF310A MIF310
CFW320B04P8T4DB20		10	MPW40-3-U010	BM3RHB-013 BM3VHB-013	15	JHL15 JHL15-1	JM60030-3CR	CFW320-KFB-T4	KMF318A MIF316
CFW320B07P6T4DB20		16	MPW40-3-U016	BM3RHB-020 BM3VHB-013	25	JHL25 JHL25-1	JM60030-3CR	CFW320-KFB-T4	KMF318A MIF316
CFW320B07P6T4NB20		16	MPW40-3-U016	BM3RHB-020 BM3VHB-020	25	JHL25 JHL25-1	JM60030-3CR	CFW320-KFB-T4	KMF318A MIF316
CFW320C11P0T4DB20		20	MPW40-3-U020	BM3RHB-025 BM3VHB-025	25	JHL25 JHL25-1	JM60030-3CR	CFW320-KFC-T4	KMF325A MIF323
CFW320C11P0T4NB20		20	MPW40-3-U020	BM3RHB-025 BM3VHB-025	25	JHL25 JHL25-1	JM60030-3CR	CFW320-KFC-T4	KMF325A MIF323
CFW320C14P0T4DB20		25	MPW40-3-U025	BM3RHB-032 BM3VHB-032	30	JHL30 JHL30-1	JM60030-3CR	CFW320-KFC-T4	KMF336A MIF330B
CFW320C14P0T4NB20		25	MPW40-3-U025	BM3RHB-032 BM3VHB-032	30	JHL30 JHL30-1	JM60030-3CR	CFW320-KFC-T4	KMF336A MIF330B

1) Only valid for standard fault rating of 5kA. For High Fault ratings (65kA), please use current limiter "CLT32MPW40" in addition to "MPW40-x-xxxx + LST25 + TSB".

2) Only valid for standard fault rating of 5kA.

3) LST25 For use with MPW40 series manual motor protectors. Required when using a MPW40 in a UL Type E application 32A and less.

4) Optional TSB Short Circuit Alarm contact for MPW40 and MPW80 series motor protectors



CFW320 AC Drives – Accessories

Additional Accessories Recommended for WEG CFW320 AC Drives - cont'd				
Drive Part #	Input Ø/V	ADC Input Line Reactor	ADC Output Line Reactor	3-Phase Output dV/dT Filter
CFW320A01P6S1NB20	1Ø 120VAC	LR2-10P2-1PH-A	LR2-20P2	VTF-46-DE
CFW320A02P6S1NB20		LR2-10P5-1PH-A	LR2-20P2	VTF-246-CFG
CFW320A04P2S1NB20		LR2-11P5-1PH	LR2-20P5	VTF-24-FH
CFW320A06P0S1NB20		LR2-20P5-1PH	LR2-20P7	VTF-24-FH
CFW320A01P6S2NB20	1Ø 230VAC	LR2-20P5-1PH	LR2-20P2	VTF-46-DE
CFW320A02P6S2NB20		LR2-20P5-1PH	LR2-20P2	VTF-246-CFG
CFW320A04P2S2NB20		LR2-21P5-1PH-A	LR2-20P5	VTF-24-FH
CFW320A06P0S2NB20		LR2-22P0-1PH	LR2-20P7	VTF-24-FH
CFW320A07P3S2NB20	3Ø 230VAC	LR2-23P0-1PH	LR2-20P7	VTF-246-GJJ
CFW320A01P6T2NB20		LR2-20P2	LR2-20P2	VTF-46-DE
CFW320A02P6T2NB20		LR2-20P5	LR2-20P2	VTF-246-CFG
CFW320A04P2T2NB20		LR2-20P7	LR2-20P5	VTF-24-FH
CFW320A06P0T2NB20	1Ø 230VAC	LR2-20P7	LR2-20P7	VTF-24-FH
CFW320A07P3T2NB20		LR2-21P0	LR2-20P7	VTF-246-GJJ
CFW320B10P0B2DB20		LR-27P5	LR2-21P5	VTF-246-HKL
CFW320B15P2T2DB20		LR2-23P0		
CFW320A01P1T4NB20	3Ø 460 VA	LR-27P5	LR2-21P5	VTF-24-JL
CFW320A02P6T4NB20		LR2-40P7	LR2-40P7	VTF-46-DE
CFW320A03P5T4NB20		LR2-42P0	LR2-41P5	VTF-246-CFG
CFW320A04P8T4NB20		LR2-43P0	LR2-43P0	VTF-246-DGH
CFW320B01P1T4DB20		LR2-45P0	LR2-43P0	VTF-24-FH
CFW320B02P6T4DB20		LR2-40P7	LR2-40P7	VTF-46-DE
CFW320B03P5T4DB20		LR2-42P0	LR2-41P5	VTF-246-CFG
CFW320B04P8T4DB20		LR2-43P0	LR2-43P0	VTF-246-DGH
CFW320B07P6T4DB20		LR2-45P0	LR2-43P0	VTF-24-FH
CFW320B07P6T4NB20		LR2-47P5	LR2-47P5	VTF-246-HKL
CFW320B07P6T4NB20		LR2-47P5	LR2-47P5	VTF-246-HKL
CFW320C11P0T4DB20		LR2-4010	LR2-4010	VTF-246-HKL
CFW320C11P0T4NB20		LR2-4010	LR2-4010	VTF-246-HKL
CFW320C14P0T4DB20		LR-4015	LR-4020	VTF-24-JL
CFW320C14P0T4NB20		LR-4015	LR-4020	VTF-24-JL

WEG CFW320 AC Drives – Accessories

Braking Resistors for WEG CFW320 AC Drives

Dynamic braking absorbs the motor regeneration energy when the motor is decelerated faster than it would if it was allowed to coast to a stop. The regeneration energy is dissipated by braking resistors. The drive models listed in the table below have the braking function built-in and do not require a separate dynamic braking unit. The recommended open type or NEMA 1 type brake resistors available at AutomationDirect for each drive model are listed in the table below.

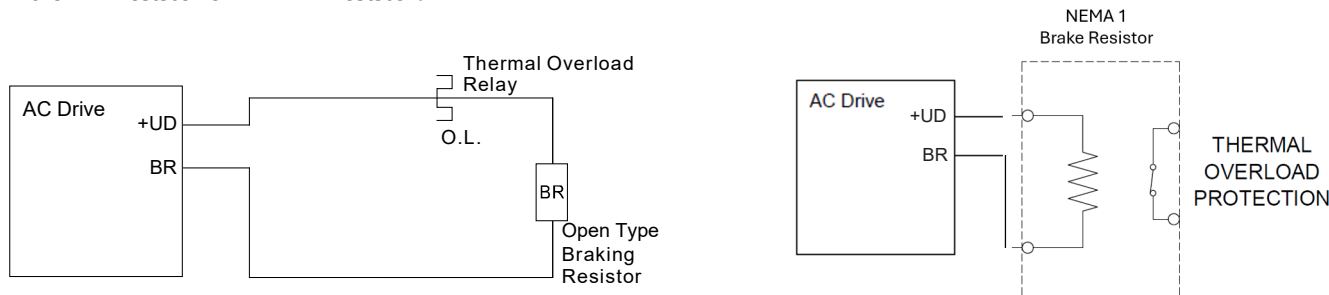
WEG CFW320 AC Drive Braking Component Selection*													
Drive Part #	Drive Ratings				Drive Brake Capacity - Max Torque			Open Type Braking Resistors			NEMA1 Resistors with Thermal Switch		
	Input Voltage Phases	Input Voltage (VAC)	Drive Rated Amps (A)	Motor Power (hp)	Minimum Resistor (Ω)	Max Current (A)	Peak Power (kW)	Part #	Qty.	Total Brake Current (A)	Part #	Qty.	Total Brake Current (A)
CFW320B10P0B2DB20	1/3	230	10	3	39	11	4.7	GS-BR-400W040	1	9.8	BR-N1-280W50	1	7.8
CFW320B15P2T2DB20	3		15.2	5				GS-BR-1K5W040	1		BR-N1-1K5W40	1	9.8
CFW320B01P1T4DB20	3	460	1.6	0.5	180	4.4	3.4	GS-BR-300W250	1	3.2	BR-N1-240W200	1	4.0
CFW320B02P6T4DB20			2.6	1					1				
CFW320B03P5T4DB20			3.5	2					1				
CFW320B04P8T4DB20			4.8	3	82	9.8	7.8	GS-BR-500W100	1	7.9	BR-N1-500W130	1	6.1
CFW320B07P6T4DB20			7.6	4	68	11.8	9.4	GS-BR-750W140	1	5.6	BR-N1-720W85	1	9.3
CFW320C11P0T4DB20			11	7.5	39	20.5	16.3	GS-BR-1K5W040	1	19.8	BR-N1-1K5W40	1	19.8
CFW320C14P0T4DB20			14	10					1				

*Note: Only the models listed are available with dynamic braking.

Brake Wiring

Use your drive's braking component selection table to determine the appropriate brake resistor model and configuration for your drive. Refer to the diagrams below for examples on how to wire each possible configuration.

Drive + 1 Resistor or NEMA1 Resistor:



WEG CFW/SSW Series Software

CFW-WPS Software Package

WEG WPS is the versatile configuration software for all WEG products. The software is compatible with all CFW series AC drives and SSW07/SSW900 soft starters. Powerful features include:

- Configuration and Monitoring Wizards
- Custom Variable Monitoring Windows
- IEC 61131 Ladder Programming
- Advanced Trending & Diagnostics
- FW updates
- Automatic online software updates

And MORE!

WEG WPS requires a PC USB port or RJ45 port and appropriate cables or USB-485M kit. Each drive or softstarter series can connect to the software, through the methods noted below:

CFW100:

- USB via the CFW100-CUSB module
- RS485 via the CFW100-CRS485 module

CFW300:

- USB via the CFW300-CUSB module
- RS485 via the CFW300-CRS485 module
- RS232 via the CFW300-CRS232 module

CFW320:

- USB via the CFW320-CUSB module
- Ethernet via the CFW320-CETH module
- RS485 via the CFW320-CRS485 module
- RS232 via the CFW320-CRS232 module

CFW500:

- RS485 via the included CFW500-IO5 module or optional CFW500-CRS485-B module.
- USB via the CFW500-CUSB module
- Ethernet via the CFW500-CETH-IP or CFW500-CEMB-TCP module
- RS232 via the CFW500-CRS232 module

SSW07:

- RS485 via the SSW07-08-KRS-485 module
- RS232 via the SSW07-08-KRS-232 module

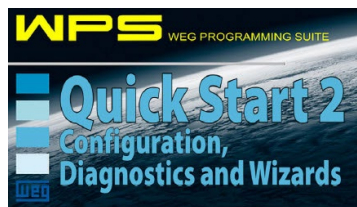
SSW900:

- USB with integrated USB port.
- Ethernet via the SSW900-CETH-W module
- RS485 via the SSW900-CRS485-W module

See the WPS quick start videos for more information:

- Drive Parameters:
<https://www.automationdirect.com/VID-DR-0071>

- Configuration, Diagnostics, and Wizards:
<https://www.automationdirect.com/VID-DR-0074>



WEG CFW500 Configuration Software					
Model #	Version	Price	Description	Features/Specifications	CFW500 Drive
CFW-WPS	USB Card	\$10.50	WEG Electric Windows Configuration Software: for all WEG CFW series AC drives and SSW07 and SSW900 series soft starters (PN# CFW-WPS)	USB card containing WEG WPS software.	All
	Download	Free		Download software for free through the AutomationDirect.com website: • CFW-WPS Software	



**CFW-WPS
USB Installation Card**
WEG AC Drives tCFW-64