

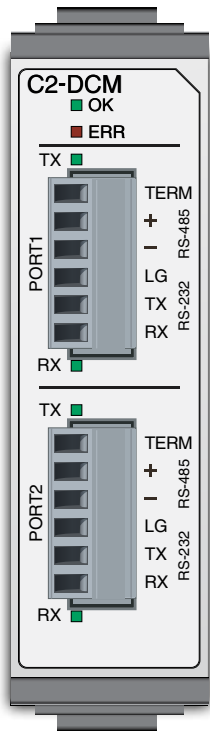
# CLICK PLUS Option Slot Module Specifications

## C2-DCM

\$118.00

### Communications Module

CLICK PLUS communication module, Modbus RTU and ASCII, 2 ports, (2) RS-232/RS-485 (6-pin terminal) port(s). For use with all CLICK PLUS PLCs. (2) C2-6TB terminal blocks included.

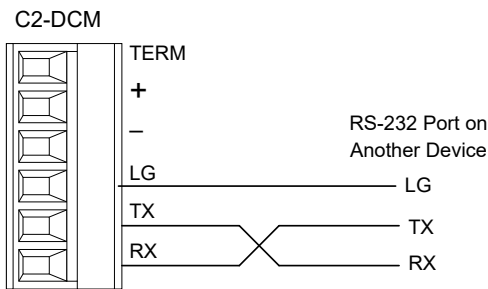


Port Specifications	
Number of Ports	2
Port Types	RS-232, RS-485 (2-wire)
Supported Protocols	Modbus RTU, ASCII (user-defined)
Baud Rate	2400, 4800, 9600, 19200, 38400 (default), 57600, 115.2k bps
Data Bits	7 bits, 8 bits (default)
Parity	None, Odd (default), Even
Stop Bits	1 bit (default), 2 bits
Flow Control	None
RS-485 Terminating Resistor	120Ω, Internal
Status Indicator LEDs	OK, ERR, TX (per port), RX (per port)

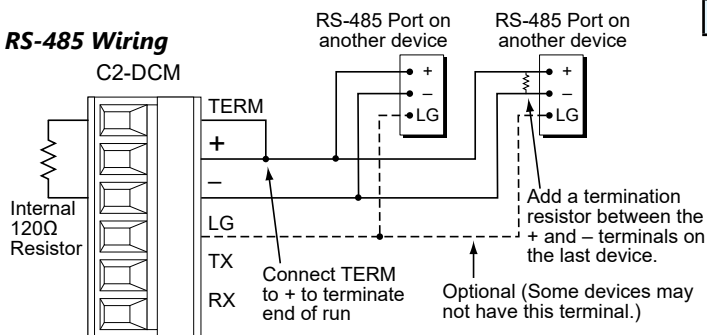
Modbus Specifications	
Station Number Range	1-247
Timeout Setting	100ms, 200ms, 500ms, 1s, 2s, 5s, 10s, 20s, 30s
Character Timeout	2-1000ms
Response Delay Time	0-5000ms
Modbus Function Codes	Master/Slave: 01 - Read Coil Status 02 - Read Input Bits 03 - Read Holding Register 04 - Read Input Register 05 - Write Single Coil 06 - Write Single Register 15 - Write Multiple Coils 16 - Write Multiple Registers

General Specifications	
Operating Temperature	32°F to 131°F [0°C to 55°C]
Storage Temperature	-4°F to 158°F [-20°C to 70°C]
Ambient Humidity	30% to 95% relative humidity (non-condensing)
Environmental Air	No corrosive gases Pollution Degree 2 (UL840)
Environment	For indoor use only
Vibration	5-9 Hz: 3.5 mm amplitude; 9-150 Hz: 1.0 G 10 sweep cycles per axis on each of 3 mutually perpendicular axes.
Shock	15G peak, 11ms duration, 3 shocks in each direction per axis, on 3 mutually perpendicular axes.
Bus Power Required	Max 60mA
Drawing Link	<a href="#">PDF</a>
Weight	41g

### RS-232 Wiring



### RS-485 Wiring




**NOTE:** There are no **ZIPLink** pre-wired PLC connection cables and modules for the C2-DCM.

# CLICK PLUS Option Slot Module Specifications

## General Specifications For All CLICK PLUS Option Slot Modules

These general specifications apply to all CLICK PLUS Option Slot Modules. Please refer to the appropriate I/O temperature derating charts under the Option Slot module and Stackable I/O module specifications to determine the best operating conditions based on the ambient temperature of your particular application.

Option Slot Module General Specifications	
<b>Operating Temperature</b>	32°F to 131°F [0°C to 55°C]
<b>Storage Temperature</b>	-4°F to 158°F [-20°C to 70°C] IEC 60068-2-1 (Test Ab, Cold) IEC 60068-2-2 (Test Bb, Dry Heat) IEC 60068-2-14 (Test Na, Thermal Shock)
<b>Ambient Humidity</b>	30% to 95% relative humidity (non-condensing)
<b>Environmental Air</b>	No corrosive gases. Environmental pollution level is 2 (UL840)
<b>Environment</b>	For Indoor Use Only
<b>Vibration</b>	IEC60068-2-6 (Test Fc) 5-9Hz:3.5mm amplitude, 9-150Hz 1.0G 10 sweep cycles per axis on each of 3 mutually perpendicular axes.
<b>Shock</b>	IEC60068-2-27 (Test Ea) 15G peak, 11ms duration, 3 shocks in each direction per axis, on 3 mutually perpendicular axes.
<b>Noise Immunity</b>	<EN61131-2> EN61000-4-2 (ESD) EN61000-4-3 (RFI) EN61000-4-4 (FTB) EN61000-4-6 (Conducted) EN61000-4-8 (Power frequency magnetic field immunity) <Local Test> Impulse Immunity : 1000V @ 1uS pulse
<b>Emissions</b>	EN55011 Class A (Radiated RF emission)
<b>Agency Approvals</b>	UL61010 (File No. E157382, E316037); CE (EN61131-2); CUL Canadian C22.2
<b>Other</b>	RoHS 2011/65/EU Amendment (EU)2015/863



# CLICK PLUS PLC Specifications

## CLICK PLUS PLC Hardware/Software Compatibility

The table below shows the minimum software and hardware versions required for the CLICK PLUS PLCs and Option Slot Modules. The CLICK PLUS PLC can also utilize the CLICK Stackable I/O Modules, as any software and hardware version compatible with CLICK PLUS is also compatible with the CLICK Stackable I/O Modules.

CLICK PLUS PLC Features Software Compatibility						
Device Type	Part Number	Minimum CLICK Software Version				
		Hardware	High-Speed Inputs*	High-Speed Outputs*	EtherNet/IP	PID, DHCP, DNS, SNTP, MQTT
CLICK PLUS CPU	<a href="#">C2-01CPU</a>	v3.00	v3.00	v3.30	v3.00	v3.00
	<a href="#">C2-02CPU</a>				N/A	
	<a href="#">C2-03CPU</a>				v3.00	
	<a href="#">C2-01CPU-2</a>	v3.20	v3.20	v3.20	v3.20	v3.20
	<a href="#">C2-02CPU-2</a>				N/A	
	<a href="#">C2-03CPU-2</a>				v3.20	
Option Slot I/O Modules	<a href="#">C2-14D1</a>	v3.00	v3.00	v3.30	N/A	N/A
	<a href="#">C2-14D2</a>			N/A		
	<a href="#">C2-14DR</a>					
	<a href="#">C2-14AR</a>					
	<a href="#">C2-08D1-4VC</a>	v3.00	v3.00	v3.30	N/A	N/A
	<a href="#">C2-08D2-4VC</a>			N/A		
	<a href="#">C2-08DR-4VC</a>					
	<a href="#">C2-08AR-4VC</a>					
	<a href="#">C2-08D1-6C</a>	v3.00	v3.00	v3.30	N/A	N/A
	<a href="#">C2-08D2-6C</a>			N/A		
	<a href="#">C2-08DR-6C</a>					
	<a href="#">C2-08AR-6C</a>					
	<a href="#">C2-08D1-6V</a>	v3.00	v3.00	v3.30	N/A	N/A
	<a href="#">C2-08D2-6V</a>			N/A		
	<a href="#">C2-08DR-6V</a>					
	<a href="#">C2-08AR-6V</a>					
Option Slot Intelligent Modules	<a href="#">C2-DCM</a>	v3.20	N/A	N/A	N/A	N/A

\* High-speed Inputs and Outputs are only available when the Option Slot I/O Module is installed in Slot 0.

# Accessories

## **C2-USER-M**     **\$0.00** **CLICK PLUS PLC Hardware User Manual**

Manual covers all CLICK PLUS PLC and I/O module installation and wiring, specifications, error codes and troubleshooting guide. The CLICK PLUS PLC Hardware User Manual can be downloaded free at the AutomationDirect Web site; [www.AutomationDirect.com](http://www.AutomationDirect.com)



## **C0-USER-M**     **\$0.00** **CLICK PLC Hardware User Manual**

Manual covers all CLICK PLC and I/O module installation and wiring, specifications, error codes and troubleshooting guide. The CLICK PLC Hardware User Manual can be downloaded free at the AutomationDirect Web site; [www.AutomationDirect.com](http://www.AutomationDirect.com)



## **C0-PGMSW**     **\$12.00** **Programming Software USB**

The programming software can be downloaded free at the AutomationDirect Web site, or the USB can be purchased from the AutomationDirect online Web store. [www.AutomationDirect.com](http://www.AutomationDirect.com)



## **EA-MG-PGM-CBL**     **\$52.00** **PC to Panel Programming Cable Assembly for C-more Micro-Graphic Panels and CLICK/CLICK PLUS PLCs**

The 6-ft cable assembly connects a personal computer to any **C-more** Micro-Graphic panel, CLICK PLC, or select CLICK PLUS PLC for setup and programming.

*Note: This cable assembly uses the PC's USB port and converts the signals to serial transmissions. The USB port supplies 5VDC to the Micro-Graphic panel for configuration operations.*

Assembly includes standard USB A-type connector to B-type connector cable, custom converter, and an RS232C cable with an RJ12 modular connector on each end.



## **USB-CBL-AMICB6**     **\$5.25** **USB A to USB microB Programming Cable Assembly (CLICK PLUS Only)**

Programming cable, USB A to USB microB, 6ft (1.83 m) length. For use with CLICK PLUS PLCs and most USB devices. The USB port supplies 5VDC to the CLICK PLUS CPU for programming.



## **D2-DSCBL**     **\$35.00** **Programming Cable for CLICK/CLICK PLUS and DirectLOGIC PLCs**

12ft. (3.66 m) RS232 shielded PC programming cable for CLICK, select CLICK PLUS PLCs, DL05, DL06, DL105, DL205, D3-350, D4-450, D4-454, and Do-more H2 and T1H series CPUs. 9-pin D-shell female connector to an RJ12 6P6C connector.



*Note: If your PC has a USB port but does not have a serial port, you must use programming cable EA-MG-PGM-CBL to connect to CLICK PLCs. For CLICK PLUS PLCs, you may also use USB-CBL-AMICB6*


## **C0-3TB**     **\$10.00** **Spare 3-Pole Terminal Block**

Replacement 3-pole terminal block for the 3-wire RS-485 Port 3 on CLICK Standard and Analog PLCs as well as the CLICK PLUS C2-03CPU. Sold in packs of 2.




## **C0-4TB**     **\$10.00** **Spare 24VDC Power Terminal Block**

Replacement terminal block for the 24VDC supply power to the PLC. Sold in packs of 2.



## **C0-8TB**     **\$16.50** **Spare 8-Point I/O Terminal Block**

Replacement terminal block for the 8-point I/O modules. Sold in packs of 2.




## **C0-8TB-1**     **\$19.50** **Spare 13-Point I/O Terminal Block**

Replacement terminal block for the 8-point I/O relay modules. Sold in packs of 2.



## **C0-16TB**     **\$23.00** **Spare 16-Point I/O Terminal Block**

Replacement terminal block for the 16-point I/O modules and PLC built-in I/O. Sold in packs of 2.



## **C2-6TB**     **\$16.50** **Spare 6-pt Terminal Block**

Replacement terminal block for the C2-DCM serial ports. Sold in packs of 2.

