

# BX ME MPU<sub>s</sub>


## BX-DM1E-M \$361.00

### BRX MPU with Do-more! DM1 technology

- 120VAC required
- Serial port , RS-232/485 with 3-Pin removable connector
- Ethernet port, 10/100 Mbps
- microSD slot
- No on-board I/O

CPU Specifications	
<b>Program Memory Type</b>	FLASH memory
<b>User Data Memory Type</b>	Battery-backed RAM, user configurable
<b>Ethernet Port</b>	RJ-45, 10/100 Mbps
<b>Serial Port</b>	RS-232/RS-485 software selectable
<b>Pluggable Option Module</b>	RS-232, RS-485, Ethernet 10/100 BASE-T (1 Mbps throughput max), USB 2.0 Type B
<b>Data Logging/File Management</b>	microSD card slot (32G max)
<b>Expansion Modules</b>	8 expansion modules max
<b>Real Time Clock Accuracy</b>	±2.6 s per day typical at 25°C ±8s per day max at 60°C
<b>Programming Software</b>	Do-more! Designer – Ver. 2.0 or higher
<b>Programming Cable Options</b>	<a href="#">BX-PGM-CBL</a>
<b>MPU Weight</b>	202g (7.1 oz)

Power Supply Specifications	
<b>Nominal Voltage Rating</b>	120–240 VAC
<b>Input Voltage Range (Tolerance)</b>	85-264 VAC
<b>Rated Operating Frequency</b>	47–63 Hz
<b>Maximum Input Power</b>	40VA
<b>Cold Start Inrush Current</b>	1.5 A, 2ms
<b>Maximum Inrush Current (Hot Start)</b>	1.5 A, 2ms
<b>Internal Input Fuse Protection</b>	Micro fuse 250V, 2A Non-replaceable
<b>Heat Dissipation</b>	8W Max
<b>Isolated User 24VDC Output</b>	24VDC @ 0.3 A max, <1V P-P Ripple, Integrated self-resetting short circuit protection
<b>Voltage Withstand (dielectric)</b>	1500VAC Power Inputs to Ground applied for 1 minute 1500VAC Ground to 24VDC applied for 1 minute
<b>Replacement Connector</b>	ADC Part # <a href="#">BX-RTB05</a>



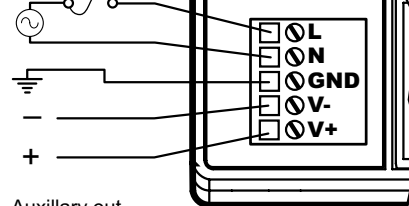
## Input Wiring

Pin	Connection
1	L
2	N
3	GND
4	V-
5	V+



Removable Connector Included  
ADC Part # [BX-RTB05](#)

AC Power In  
120–240 VAC



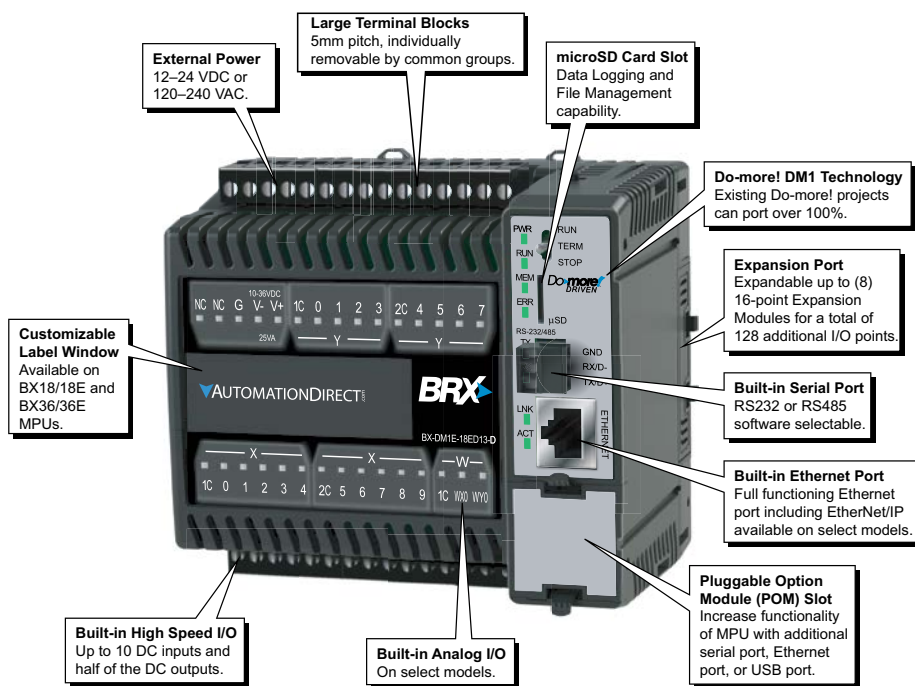
Auxillary out  
24VDC  
300mA max.

# BRX Micro PLC Overview

The BRX platform enables you to choose from various communications ports. All BRX MPU models have a built-in RS232C/485 (software-selectable) serial port. However, an RJ45 Ethernet port (10/100 Mbps) is provided on select units. With support for EtherNet/IP, Modbus TCP, Modbus RTU, ASCII, K-sequence (DirectLOGIC users) and custom protocols, the BRX MPU platform provides supreme

versatility for any application. BRX hardware is built to last and is engineered, assembled and supported right here in America; designed and fabricated by industrial automation veterans with hardware facilities in Tennessee and Florida. The compact modular architecture results in an outstanding controller package, with high performance, a small footprint, at a very low cost. The BRX

platform has built-in high-speed I/O, motion control, on-board analog I/O, and many other features that enable you to build the ideal controller for your application. Below is a quick look at some of the standard features available on the BRX Platform.



General Specifications	
<b>Operating Temperature</b>	0° to 60°C [32° to 140°F]
<b>Storage Temperature</b>	-20° to 85°C [-4° to 185°F]
<b>Humidity</b>	5 to 95% (non-condensing)
<b>Environmental Air</b>	No corrosive gases permitted
<b>Vibration</b>	IEC60068-2-6 (Test Fc)
<b>Shock</b>	IEC60068-2-27 (Test Ea)
<b>Enclosure Type</b>	Open Equipment
<b>Agency Approvals</b>	UL61010-2 - UL File # E185989 Canada and USA CE Compliant EN61131-2*
<b>Noise Immunity</b>	NEMA ICS3-304
<b>EU Directive</b>	See the "EU Directive" topic in the Help File

\*Meets EMC and Safety requirements. See the D.O.C. for details.



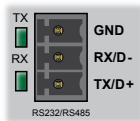
### 2 Year Warranty

All BRX PLCs are covered under a 2- year warranty.

# BRX Micro PLC Overview

Built-in RS-232/485 Port Specifications	
<b>Port Name *</b>	RS-232/RS-485 Serial Port
<b>Description</b>	Non-isolated serial port that can communicate via RS-232 or RS-485 (software selectable). Includes ESD protection and built-in surge protection.
<b>Supported Protocols</b>	Do-more Protocol (Default) Modbus RTU (Master & Slave) K-Sequence (Slave) ASCII (In & Out) Programming and Monitoring
<b>Data Rates</b>	1200, 2400, 4800, 9600, 19200, 38400, 57600, and 115200
<b>Default Settings</b>	RS-232, 115200 bps, No Parity, 8 Data Bits, 1 Stop Bit, Station #1
<b>Port Type</b>	3-pin terminal strip 3.5 mm pitch
<b>Port Status LED</b>	Green LED is illuminated when active for TXD and RXD
<b>RS-485 Station Addresses</b>	1-247
<b>Cable Recommendations</b>	RS-232 use L19772-XXX from AutomationDirect.com RS-485 use L19827-XXX from AutomationDirect.com
<b>Replacement Connector</b>	ADC Part # <a href="#">BX-RTB03S</a>

Removable connector included.



Pinout	RS232	RS485
1	GND	GND
2	RXD	D-
3	TXD	D+

\*When using RS-485 a termination resistor is available and is software selectable.

CPU Status Indicators		
Indicator	Status	Description
<b>PWR</b>	OFF	Base Power OFF
	Green	Base Power ON
	Yellow	Low Battery
<b>RUN</b>	OFF	CPU is in STOP Mode
	Green	CPU is in RUN Mode
	Yellow	Forces are Active
<b>MEM</b>	OFF	No ROM Activity, No SD Card
	Yellow	ROM Activity (Flash or SD Card)
	Green	SD Card Installed and Mounted
	Red	SD Card Installed and Not Mounted
<b>ERR</b>	OFF	CPU is functioning normally
	Red	CPU Fatal Hardware Error or Software Watchdog Error

CPU Mode Switch	
<b>RUN</b>	CPU is forced into RUN Mode if no errors are encountered.
<b>TERM</b>	RUN, PROGRAM and DEBUG modes are available. In this position, the mode of operation can be changed through the Do-more! Designer Software.
<b>STOP</b>	CPU is forced into STOP Mode.



microSD Specifications				
<b>Port Name</b>	microSD Card Slot			
<b>Description</b>	Standard microSD socket for data logging or file read/write			
<b>Maximum Card Capacity</b>	32GB			
<b>Transfer Rate (ADATA microSDHC Class 4 memory card)</b>	Mbps	Minimum	Typical	Maximum
	Read	14.3	14.4	14.6
Write	4.8	4.9	5.1	
<b>Port Status LED</b>	Green LED is illuminated when card is inserted/detected			
<b>Optional microSD Card</b>	ADC Part # <a href="#">MICSD-16G</a>			



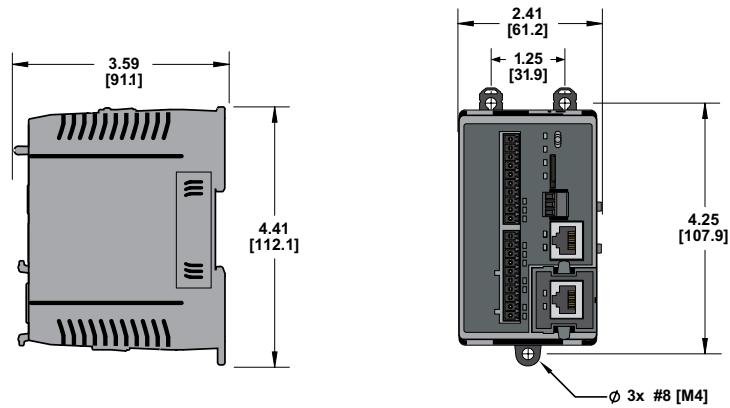
Pin	SD
1	DAT2
2	CD/DAT3
3	CMD
4	VDD
5	CLK
6	VSS
7	DAT0
8	DAT1

AC Power Supply Specifications	
<b>Nominal Voltage Rating</b>	120–240 VAC
<b>Input Voltage Range (Tolerance)</b>	85–264 VAC
<b>Rated Operating Frequency</b>	47–63 Hz
<b>Maximum Input Power</b>	40VA
<b>Cold Start Inrush Current</b>	1.5A, 2ms
<b>Maximum Inrush Current (Hot Start)</b>	1.5A, 2ms
<b>Internal Input Fuse Protection</b>	Micro fuse 250V, 2A Non-replaceable
<b>Isolated User 24VDC Output</b>	24VDC @ 0.3 A max, <1V P-P Ripple, Integrated self-resetting short circuit protection
<b>Voltage Withstand (dielectric)</b>	1500VAC Power Inputs to Ground applied for 1 minute
	1500VAC Ground to 24VDC applied for 1 minute

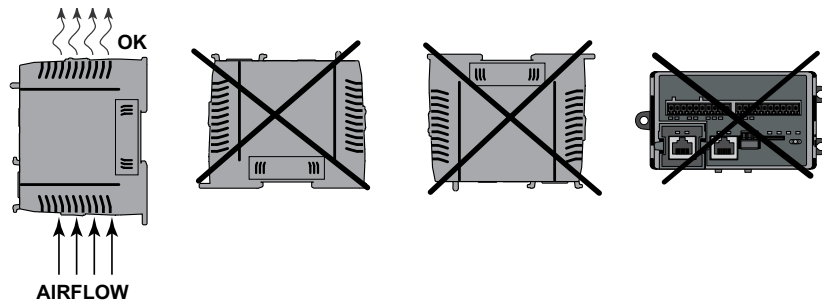
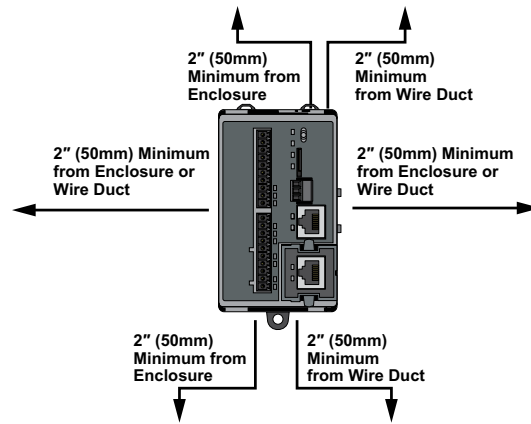
DC Power Supply Specifications	
<b>Nominal Voltage Rating</b>	12–24 VDC
<b>Input Voltage Range (Tolerance)</b>	10-36 VDC
<b>Maximum Input Voltage Ripple</b>	<± 10%
<b>Maximum Input Power</b>	30W (14W for BX 10/10E MPUs)
<b>Cold Start Inrush Current</b>	5A, 2ms
<b>Maximum Inrush Current (Hot Start)</b>	5A, 2ms
<b>Internal Input Protection</b>	Reverse Polarity Protection and Undervoltage
<b>Voltage Withstand (dielectric)</b>	1500VAC Power Inputs to Ground applied for 1 minute

# BX ME MPUs

## Dimensions, inches[mm]



## Clearances and Mounting Restrictions



# BX ME MPUs Accessories

## Replacement Terminal Block Connectors

A 5mm removable screw type 90-degree terminal block is included with each BX ME unit. The power connector

replacement connector specifications are listed in the 2 charts below. Also listed in the tables are an optional spring

clamp terminal block and a screw type 180-degree terminal block that can also be used and are sold separately.

<b>BX-DM1E-M AC Power Supply Connector Specifications</b>			
<b>Part Number</b>	<b><i>BX-RTB05</i></b> <i>(included with unit)</i>	<b><i>BX-RTB05-1</i></b>	<b><i>BX-RTB05-2</i></b>
<b>Price (each)</b>	\$8.50	\$7.00	\$8.00
<b>Connector Type</b>	Screw Type-90 deg	Spring Clamp Type-180 deg	Screw Type-180 deg
<b>Wire Exit</b>	180 deg	180 deg	180 deg
<b>Pitch</b>	5.0 mm	5.0 mm	5.0 mm
<b>Screw Size</b>	M2.5	N/A	M2.5
<b>Recommended Screw Torque</b>	< 3.98 lb-in (0.45 N-m)	N/A	< 3.98 lb-in (0.45 N-m)
<b>Screwdriver Blade Width</b>	3.5 mm	3.5 mm	3.5 mm
<b>Wire Gauge (Single wire)</b>	28-12 AWG	28-14 AWG	28-14 AWG
<b>Wire Gauge (Two wire)</b>	28-16 AWG	28-16 AWG (Dual Wire Ferrule Required)	28-16 AWG (Dual Wire Ferrule Required)
<b>Wire Strip Length</b>	0.3 in (7.5 mm)	0.37 in (9.5 mm)	0.37 in (9.5 mm)
<b>Equiv. Dinkle P/N</b>	5ESDV-05P-BK	5ESDSR-05P-BK	5ESDSR-05P-BK



**BX-RTB05**



**BX-RTB05-1**



**BX-RTB05-2**

<b>BX-DM1E-M-D DC Power Supply Connector Specifications</b>			
<b>Part Number</b>	<b><i>BX-RTB03</i></b>	<b><i>BX-RTB03-1</i></b>	<b><i>BX-RTB03-2</i></b>
<b>Price (each)</b>	\$5.50	\$5.00	\$4.50
<b>Connector Type</b>	Screw Type-90 deg	Spring Clamp Type-180 deg	Screw Type-180 deg
<b>Wire Exit</b>	180 deg	180 deg	180 deg
<b>Pitch</b>	5.0 mm	5.0 mm	5.0 mm
<b>Screw Size</b>	M2.5	N/A	M2.5
<b>Recommended Screw Torque</b>	< 3.98 lb-in (0.45 N-m)	N/A	< 3.98 lb-in (0.45 N-m)
<b>Screwdriver Blade Width</b>	3.5 mm	3.5 mm	3.5 mm
<b>Wire Gauge (Single wire)</b>	28-12 AWG	28-14 AWG	28-12 AWG
<b>Wire Gauge (Two wire)</b>	28-16 AWG	28-16 AWG (Dual Wire Ferrule Required)	28-16 AWG
<b>Wire Strip Length</b>	0.3 in (7.5 mm)	0.37 in (9.5 mm)	0.3 in (7.5 mm)
<b>Equiv. Dinkle P/N</b>	5ESDV-03P-BK	5ESDSR-03P-BK	5ESDF-03P



**BX-RTB03**



**BX-RTB03-1**



**BX-RTB03-2**

# BRX Pluggable Option Modules (POM)

## Overview

All BRX Do-more! MPUs have an available slot to receive one BRX Pluggable Option Module (POM). Available POM configurations are:

- RS-232 3-pin serial port
- RS-232 5-pin serial port
- RS-232 RJ12 port
- RS-422 5-pin serial port
- RS-485 serial port
- Ethernet port (RJ45)
- USB Type B Port


POM modules are hot swappable giving you the ability to utilize different communication options while the system is running. For example, you can configure the system using a POM RJ45 Ethernet port to talk with a C-more panel. Then hot swap to the USB POM for programming. When programming is complete hot swap back to the RJ45 Ethernet POM without needing to power cycle or reconfigure the system.



**NOTE:** Pluggable Option Modules cannot be installed in BRX Remote I/O modules (e.g., BX-DMIO, BX-MBIO, BX-EBC100).



**BX-P-SER2-TERM**  
RS-232 Port



**BX-P-SER2-TERMFC**  
RS-232 Port  
w/ Flow Control



**BX-P-SER4-TERM**  
RS-485 Port



**BX-P-SER422-TERM**  
RS-422 Port



**BX-P-SER2-RJ12**  
RS-232 Port (RJ12)



**BX-P-ECOMLT**  
Ethernet Port (RJ45)



**BX-P-ECOMEX**  
Ethernet Port



**BX-P-USB-B**  
USB Type B Port

BRX Programmable Option Modules		
Expansion Module Part No.	Price	Description
<b><u>BX-P-SER2-TERM</u></b>	\$76.00	Non-isolated Serial port for communication via RS-232. Includes ESD protection and built-in surge protection.
<b><u>BX-P-SER2-TERMFC</u></b>	\$79.00	Non-isolated Serial port for communication via RS-232, with flow control. Includes ESD protection and built-in surge protection.
<b><u>BX-P-SER4-TERM</u></b>	\$77.00	Non-isolated Serial port for communication via RS-485. Includes ESD protection and built-in surge protection.
<b><u>BX-P-SER422-TERM</u></b>	\$79.00	Non-isolated Serial port that can communicate via RS-422. Includes ESD protection and built-in surge protection.
<b><u>BX-P-SER2-RJ12</u></b>	\$76.00	Non-isolated Serial port for communication via RS-232. Includes ESD protection and built-in surge protection.
<b><u>BX-P-ECOMLT</u></b>	\$99.00	Standard transformer isolated Ethernet port (1 Mbps throughput max) with built-in surge protection.
<b><u>BX-P-ECOMEX</u></b>	\$119.00	General-purpose standard transformer isolated Ethernet port (10/100 Mbps) with built-in surge protection.
<b><u>BX-P-USB-B</u></b>	\$46.00	USB Type B Port for programming.

## General Specifications

General specifications common to all the POM modules are listed in the table below.

General Specifications	
<b>Operating Temperature</b>	0° to 60°C (32° to 140°F)
<b>Storage Temperature</b>	-20° to 85°C (-4° to 185°F)
<b>Humidity</b>	5% to 95% (non-condensing)
<b>Environmental Air</b>	No corrosive gases permitted
<b>Vibration</b>	IEC60068-2-6 (Test Fc)
<b>Shock</b>	IEC60068-2-27 (Test Ea)
<b>Enclosure Type</b>	Open equipment
<b>Agency Approvals</b>	UL 61010-2 - UL File # E185989 Canada and USA CE Compliant E185989*
<b>Noise Immunity</b>	NEMA ICS3-304
<b>EU Directive</b>	See the "EU Directive" in Appendix B of the User Manual or topic DMD0331 in the Help File.
<b>Weight</b>	7g (0.25 oz)

\*Meets EMC and Safety requirements. See the D.O.C. for details.

BRX POM Capabilities								
	<b>BX-P-SER2-TERM</b>	<b>BX-P-SER2-TERMFC</b>	<b>BX-P-SER4-TERM</b>	<b>BX-P-SER422-TERM</b>	<b>BX-P-SER2-RJ12</b>	<b>BX-P-ECOMLT*</b>	<b>BX-P-ECOMEX</b>	<b>BX-P-USB-B</b>
<b>Monitoring &amp; Programming</b>	X	X	X	X	X	X	X	X
<b>Do-more! Protocol</b>	X	X	X	X	X	X	X	
<b>Modbus RTU Master</b>	X	X	X	X	X		X	
<b>Modbus RTU Slave</b>	X	X	X	X	X		X	
<b>Modbus TCP (Server)</b>						X	X	
<b>HTTP</b>								X
<b>MQTT Client</b>								X
<b>FTP</b>								X
<b>EtherNet/IP</b>								X
<b>Embedded Web Server: HTTP (Unsecure)</b>								X
<b>K-Sequence (Slave)</b>	X	X	X	X	X	X	X	X
<b>ASCII (In &amp; Out)</b>	X	X	X	X	X			X
<b>Custom Protocols</b>	X	X	X	X				X

\* Limited to 1 Mbps throughput max



# BRX Programming Software & Cable Assembly

## Do-more! Designer Programming Software

### Free [Download](#) Part No. [DM-PGMSW-USB](#)

Do-more! Designer Programming software is a full-featured programming software for all BRX Series PLCs, Do-more! H2 Series PLCs and Do-more! T1H Series PLCs. Do-more! Designer Software is free. It can be downloaded from [Automationdirect.com](http://Automationdirect.com), or can be purchased on CD-ROM or USB.

FREE  
\$13.00



### [BX-PGM-CBL](#) \$49.00

The programming cable assembly connects your PC to any BRX MPU and enables you to program and configure the BRX MPU using the free Do-more! Designer software. BX-PGM-CBL includes (1) BX-P-USB-B USB POM module and (1) [USB-CBL-AB6](#) standard USB Type A to USB Type B connector cable.



# BRX Accessories

## Replacement Battery

### D0-MC-BAT \$3.00

A battery is included with all BRX MPUs and is used to retain the time and data along with any tagname values that are set up as retentive. It is recommended that the battery be replaced once every five years or when one year of cumulative OFF time has been exceeded.



Battery	
<u>D0-MC-BAT</u>	Coin type, 3.0V Lithium battery, number CR2032

## BRX Blank Custom Slot Labels

### BX-LBL-1 \$36.50

BRX Blank custom slot labels, package of 10. For use with 18-point and 36-point BRX PLCs. (10) labels and (1) custom label slot cover included.



## BRX Access Cover Kit

### BX-ACC-1 \$11.00

BRX Access cover kit, replacement. For use with all BRX PLCs. Includes (1) battery cover, (1) expansion slot cover, (1) blank POM slot insert and (1) custom label slot.

