

# Bryant Pin and Sleeve Mechanical Interlocks

**BRY420MI9W****BRYAUX1****BRYRPLCFT****BRYMIRS30**

Bryant Pin and Sleeve Mechanical Interlocks are used with matching connectors to provide enhanced safety in a variety of situations. These heavy-duty disconnect switches are horsepower rated for motor load applications.

The interlock's switch cannot be turned ON until the plug is completely engaged, and the plug cannot be removed from the interlock until the switch has been turned to the OFF position.

These interlocks feature durable NEMA 4X and 12 enclosures, which have been designed to provide watertight and dust-tight protection in harsh environments.

A watertight conduit hub and grounding plate are included for use with metallic conduit.

Available accessories include break-after-main-break and break-before-main-break auxiliary contacts. Replacement switches, as well as replacement mounting feet, are also available.

## Features


- Disconnect switches in 20A, 30A, 60A, and 100A ratings, multiple wiring configurations, and with a pre-wired IEC 60309 receptacle.
- Accepts all manufacturers' IEC 60309 plugs
- Rugged housing provides superior corrosion and impact resistance for use in the harshest of industrial environments
- Watertight hub and grounding plate included
- Handles are designed to satisfy OSHA lockout/tagout requirements
- Manual motor controller

## Applications

- OEMs
- Food processing
- Industrial applications
- Pharmaceuticals
- Data centers
- Welders
- Conveyors
- Mobile equipment

## Certifications

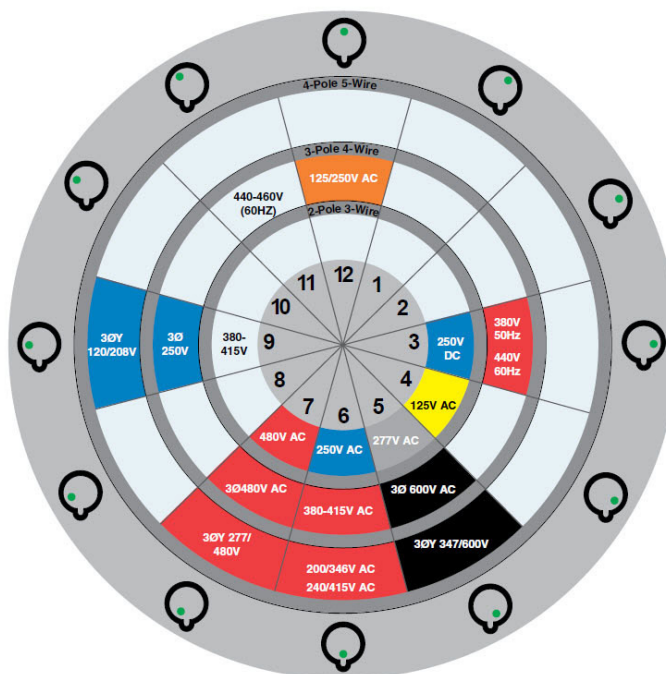
- CSA file 033196\_C\_00
- UL file # E70402
- Accessories E36355 displayed as Hubbell HBL Series



## Identification of Voltage Ratings

Bryant's Pin & Sleeve line safeguards against improperly connecting devices of different amperage and voltage ratings. Conformance with IEC 60309-1 and IEC 60309-2 international standards results in a singly-rated, non-interchangeable configuration for each amperage/voltage type.

The voltage rating can be identified by the clock position of the female grounding sleeve relative to the housing keyway. With the keyway always positioned at 6 o'clock, the female grounding sleeve is located at a specific clock position for each voltage rating.















































The housing keyway is always located at the 6 o'clock position on all female devices and is clearly visible to the user.



IEC Pin & Sleeve device housings are color coded by voltage rating for easy identification.

Rated Voltage	Color
100V-130V	Yellow
125V/250V	Orange
200V-250V	Blue
277V	Grey
380V-480V	Red
500V and above	Black

# Bryant Pin and Sleeve Mechanical Interlocks

Bryant Unfused Pin and Sleeve Mechanical Interlock Selection Guide									
Part Number	Price	Amps	Poles/Wires	Configuration		Voltage	Horsepower	Use with Mating Plug	Drawing
				Recep/Conn	Plug/Inlet				
<a href="#">BRY420MI9W</a>	\$513.00	20	3P / 4W			240VAC 3Ø	5	<a href="#">BRY420P9W</a>	<a href="#">PDF</a>
<a href="#">BRY420MI7W</a>	\$513.00					480VAC 3Ø	10	<a href="#">BRY420P7W</a>	<a href="#">PDF</a>
<a href="#">BRY330MI4W</a>	\$518.00	30	2P / 3W			120VAC	2	<a href="#">BRY330P4W</a>	<a href="#">PDF</a>
<a href="#">BRY330MI6W</a>	\$518.00					240VAC	<sup>3</sup> (208-240 VAC)	<a href="#">BRY330P6W</a>	<a href="#">PDF</a>
<a href="#">BRY330MI7W</a>	\$518.00					480VAC	7.5	<a href="#">BRY330P7W *</a>	<a href="#">PDF</a>
<a href="#">BRY430MI12W</a>	\$588.00		3P / 4W			120/240 VAC	<sup>3</sup> (208-240 VAC)	<a href="#">BRY430P12W *</a>	<a href="#">PDF</a>
<a href="#">BRY430MI9W</a>	\$588.00					240V AC 3Ø	7.5	<a href="#">BRY430P9W</a>	<a href="#">PDF</a>
<a href="#">BRY430MI7W</a>	\$578.00					480V AC 3Ø	15	<a href="#">BRY430P7W</a>	<a href="#">PDF</a>
<a href="#">BRY430MI5W</a>	\$588.00					600V AC 3Ø	20	<a href="#">BRY430P5W</a>	<a href="#">PDF</a>
<a href="#">BRY530MI7W</a>	\$650.00		4P / 5W			277/480 VAC 3ØY	15	<a href="#">BRY530P7W</a>	<a href="#">PDF</a>
<a href="#">BRY360MI6W</a>	\$773.00	60	2P / 3W			240VAC	<sup>7.5</sup> (208-240 VAC)	<a href="#">BRY360P6W</a>	<a href="#">PDF</a>
<a href="#">BRY460MI12W</a>	\$879.00		3P / 4W			120/240 VAC	<sup>7.5</sup> (208-240 VAC)	<a href="#">BRY460P12W *</a>	<a href="#">PDF</a>
<a href="#">BRY460MI9W</a>	\$879.00					240V AC 3Ø	15	<a href="#">BRY460P9W</a>	<a href="#">PDF</a>
<a href="#">BRY460MI7W</a>	\$879.00					480V AC 3Ø	30	<a href="#">BRY460P7W</a>	<a href="#">PDF</a>
<a href="#">BRY460MI5W</a>	\$879.00					600V AC 3Ø	40	<a href="#">BRY460P5W</a>	<a href="#">PDF</a>
<a href="#">BRY560MI9W</a>	\$879.00		4P / 5W			120/208 VAC 3ØY	15	<a href="#">BRY560P9W</a>	<a href="#">PDF</a>
<a href="#">BRY560MI7W</a>	\$879.00					277/480 VAC 3ØY	30	<a href="#">BRY560P7W</a>	<a href="#">PDF</a>
<a href="#">BRY4100MI12W</a>	\$994.00	100	3P / 4W			120VAC	15	<a href="#">BRY4100P12W *</a>	<a href="#">PDF</a>
<a href="#">BRY4100MI9W</a>	\$994.00					240VAC 3Ø	<sup>25</sup> (208-240 VAC)	<a href="#">BRY4100P9W</a>	<a href="#">PDF</a>
<a href="#">BRY4100MI7W</a>	\$994.00					480VAC 3Ø	50	<a href="#">BRY4100P7W</a>	<a href="#">PDF</a>
<a href="#">BRY4100MI5W</a>	\$994.00					600V AC 3Ø	50	<a href="#">BRY4100P5W</a>	<a href="#">PDF</a>
<a href="#">BRY5100MI9W</a>	\$994.00		4P / 5W			120/208 VAC 3ØY	20	<a href="#">BRY5100P9W</a>	<a href="#">PDF</a>

NOTE: Mating plugs sold separately.

\* Not currently offered by AutomationDirect

# Bryant Pin and Sleeve Mechanical Interlocks

Bryant Unfused Pin and Sleeve Mechanical Interlock Specifications			
Typical Specifications			
Electrical Type		3 Pole + Ground	
Rating		20, 30, 60, and 100A 480/600V AC, 3 Phase	
Configuration		IEC 60309-2, UL1686 C2, Clock position 7	
Enclosure Type		Indoor and Outdoor - 4X (Watertight, Washdown); Indoor - 12 (Dust-tight, Falling Dirt and Noncorrosive Liquids)	
Ingress Protection		IP67 Suitability	
Enclosure Material		Non-metallic, enclosure suitable for metallic conduit	
Certification / UL Listings		UL Listed, CSA Certified File 033196_C_00 UL file # E70402 and accessories E36355 displayed as Hubbell HBL Series Listings: UL Listed Standard ANSI/UL 60947-1, "Low-Voltage Switchgear and Controlgear - Part 1: General Rules," and ANSI/UL 60947-4-1, "Low-Voltage Switchgear and Controlgear - Part 4-1: Contactors and Motor-Starters - Electromechanical Contactors and Motor-Starters." CE	
Materials			
Base	PBT	Top	PBT
Handle	PBT	Conduit Hub	Zinc
Enclosure Gasket	Neoprene	Shaft	PBT
Shaft Seal	Neoprene	Ground Plate	Galvanized Steel
Enclosure Screws	Stainless Steel 300 Series	Enclosure Inserts	Brass
Hinge Pins	Nickel Plated Brass	Hinge Spring	Stainless Steel 300 Series
Performance			
Dielectric Voltage		Withstands 3000VAC Min.	
Max. Working Voltage		600V AC RMS	
Current Interrupting		Certified for current interrupting at full rated current and voltage	
Short Circuit Withstand Rating		Suitable for use on a circuit capable of delivering not more than 10,000 RMS symmetrical amperes at the voltage rating of the receptacle.  20A and 30A models: Suitable for use on a circuit capable of delivering not more than 65,000 RMS symmetrical amperes, 600V when protected by class "J" fuses rated 30A.	
Operations		Mechanical 10,000 cycles, electrical 6,000 cycles	
Mechanical			
Impact Resistance		In accordance with UL 746C	
Terminal Identification		In accordance with UL, CSA and international conventions	
Product Identification		Identification and ratings are part of the external label and molded into the receptacle mount	
Mounting		External adjustable feet	
Environmental			
Moisture Resistance		Indoor and Outdoor - 4X (Watertight, Washdown) Indoor - 12 (Dust-tight, Falling Dirt and Noncorrosive Liquids)	
Ingress Protection		IP69K Suitability	
Flammability		UL94-5VA and V-0 Classification	
Operating Temperature		Max. Continuous +75°C [167°F]; Min. Continuous -40°C [-40°F]	
UV Resistance		All materials are UV stabilized	


Note: This device provides ON/OFF switched control of a plug connected load and includes an interlocking feature to prevent the plug from being disconnected while the receptacle is energized. The switch cannot be turned "ON" until the plug is inserted properly, and the plug cannot be removed until the switch is turned "OFF."

# Bryant Pin and Sleeve Mechanical Interlocks

Horsepower Ratings				
Amps	AC Voltage Rating	Horsepower	Mechanical Interlock	Mating Plug
20	3Ø 240VAC	5	<a href="#">BRY420MI9W</a>	<a href="#">BRY420P9W</a>
	3Ø 480VAC	10	<a href="#">BRY420MI7W</a>	<a href="#">BRY420P7W</a>
30	120VAC	2	<a href="#">BRY330MI4W</a>	<a href="#">BRY330P4W</a>
	240VAC	3 (208-240V AC)	<a href="#">BRY330MI6W</a>	<a href="#">BRY330P6W</a>
	480VAC	7.5	<a href="#">BRY330MI7W</a>	<a href="#">BRY330P7W *</a>
	120/240 VAC	3 (208-240V AC)	<a href="#">BRY430MI12W</a>	<a href="#">BRY430P12W *</a>
	3Ø 600VAC	20	<a href="#">BRY430MI5W</a>	<a href="#">BRY430P5W</a>
	3Ø 480VAC	15	<a href="#">BRY430MI7W</a>	<a href="#">BRY430P7W</a>
	3Ø 250VAC	7.5	<a href="#">BRY430MI9W</a>	<a href="#">BRY430P9W</a>
	3ØY 277/480 VAC	15	<a href="#">BRY530MI7W</a>	<a href="#">BRY530P7W</a>
60	240VAC	7.5 (208-240 VAC)	<a href="#">BRY360MI6W</a>	<a href="#">BRY360P6W</a>
	120/240 VAC	7.5 (208-240V AC)	<a href="#">BRY460MI12W</a>	<a href="#">BRY460P12W *</a>
	3Ø 600VAC	40	<a href="#">BRY460MI5W</a>	<a href="#">BRY460P5W</a>
	3Ø 480VAC	30	<a href="#">BRY460MI7W</a>	<a href="#">BRY460P7W</a>
	3Ø 250VAC	15	<a href="#">BRY460MI9W</a>	<a href="#">BRY460P9W</a>
	3ØY 277/480 VAC	30	<a href="#">BRY560MI7W</a>	<a href="#">BRY560P7W</a>
	3ØY 120/208 VAC	15	<a href="#">BRY560MI9W</a>	<a href="#">BRY560P9W</a>
100	120/240 VAC	15	<a href="#">BRY4100MI12W</a>	<a href="#">BRY4100P12W *</a>
	3Ø 600VAC	50	<a href="#">BRY4100MI5W</a>	<a href="#">BRY4100P5W</a>
	3Ø 480VAC	50	<a href="#">BRY4100MI7W</a>	<a href="#">BRY4100P7W</a>
	3Ø 250VAC	25 (208-240 VAC)	<a href="#">BRY4100MI9W</a>	<a href="#">BRY4100P9W</a>
	3ØY 120/208 VAC	20	<a href="#">BRY5100MI9W</a>	<a href="#">BRY5100P9W</a>

\* Not currently offered by AutomationDirect

## Ground Connections



# Bryant Pin and Sleeve Mechanical Interlocks Accessories

## Bryant Unfused Pin and Sleeve Mechanical Interlock Accessories Selection Guide

Part Number	Price	Description	Drawing
<a href="#"><u>BRYAUX1</u></a>	\$31.00	Field installable auxiliary contact, side mount, (1) N.O./(1) N.C. contact, 10A @ 600 VAC/2.5A @ 600 VDC, screw terminal. For use with Bryant pin and sleeve mechanical interlocks 20-100A. Break after main break. Hubbell part number HBLAC1	<a href="#"><u>PDF</u></a>
<a href="#"><u>BRYAUX2</u></a>	\$31.00	Field installable auxiliary contact, side mount, (1) N.O. contact, 10A @ 600 VAC/2.5A @ 600 VDC, screw terminal. For use with Bryant pin and sleeve mechanical interlocks 20-100A. Break before main break. Hubbell part number HBLAC2. For VFD applications.	<a href="#"><u>PDF</u></a>
<a href="#"><u>BRYMIRS20</u></a>	\$64.00	Disconnect switch, replacement, 3-pole, 20A. For use with 20A Bryant pin and sleeve mechanical interlocks. Hubbell part number HBLDS3RS.	<a href="#"><u>PDF</u></a>
<a href="#"><u>BRYMIRS30</u></a>	\$145.00	Disconnect switch, replacement, 3-pole, 30A. For use with 30A Bryant pin and sleeve mechanical interlocks. Hubbell part number HBL30MIRS.	<a href="#"><u>PDF</u></a>
<a href="#"><u>BRYMIRS60100</u></a>	\$210.00	Disconnect switch, replacement, 3-pole, 100A. For use with 60 & 100A Bryant pin and sleeve mechanical interlocks. Hubbell part number HBLDS60100RS.	<a href="#"><u>PDF</u></a>
<a href="#"><u>BRYRPLCFT</u></a>	\$19.00	Mounting feet, replacement. Package of 10 feet and 10 screws. For use with Bryant pin and sleeve mechanical interlocks 20-100A. Hardware included.	<a href="#"><u>PDF</u></a>



[BRYAUX1](#)



[BRYAUX2](#)



[BRYRPLCFT](#)



[BRYMIRS20](#)



[BRYMIRS30](#)



[BRYMIRS60100](#)