


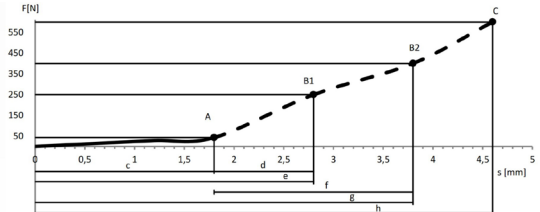
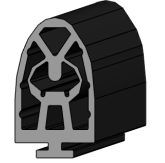
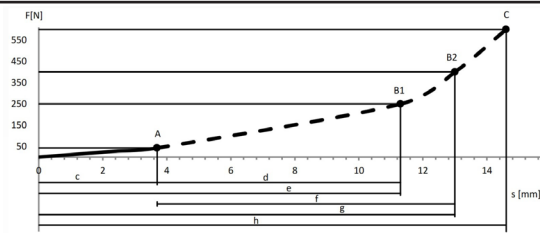

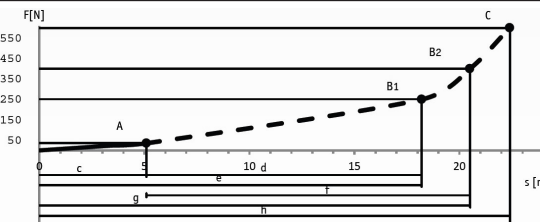

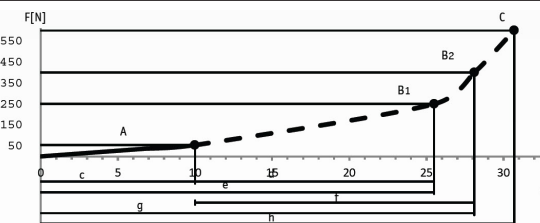
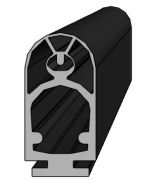
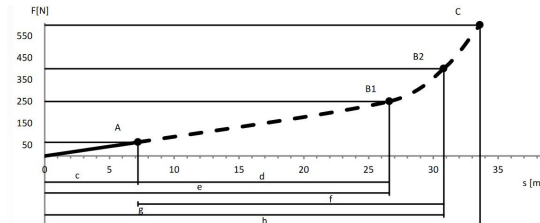

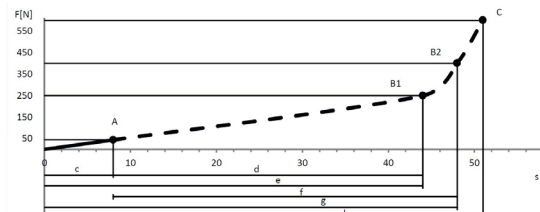
# ASO Safety Solutions

## SENTIR Edges

### Selecting the Edge Profile

ASO Safety Solutions offers several sizes of safety edges to fit most applications, including automatic gate, door, and machine applications. The size (profile) of the edge should be selected based on the application and overtravel permitted by the profile. If the edge experiences overtravel beyond the allowed amount, damage may occur. An additional important deciding factor to consider when determining which profile to use is sensitivity. Sensitivity is the amount of force required to activate the unit.

Where greater actuating forces or overtravel requirements are needed, a safety bumper may be the preferred approach.

Profile Series	Test Speed (10 mm/sec [0.4 in/sec]*		Tested according to DIN EN ISO 13856-2, Test Unit round 80mm, Actuating Point C3, Temp 20°C
<b>15mm x 10mm</b> [0.6 in x 0.4 in] 	Force (F) Required for Actuation (A)	42.9 N [9.64 lbf]	
	Actuation Distance c	1.8 mm [0.07 in]	
	Overtravel Distance d to 250N	1.0 mm [0.04 in]	
	Overtravel Distance f to 400N	2.0 mm [0.08 in]	
	Overtravel Distance h-c to 600N	2.8 mm [0.11 in]	
<b>15mm x 25mm</b> [0.6 in x 1.0 in] 	Force (F) Required for Actuation (A)	43N [9.67 lbf]	
	Actuation Distance c	3.7 mm [0.15 in]	
	Overtravel Distance d to 250N	7.6 mm [0.30 in]	
	Overtravel Distance f to 400N	9.3 mm [0.37 in]	
	Overtravel Distance h-c to 600N	10.9 mm [0.43 in]	
<b>25mm x 30mm</b> [1.0 in x 1.2 in] 	Force (F) Required for Actuation (A)	35N [7.87 lbf]	
	Actuation Distance c	5.1 mm [0.20 in]	
	Overtravel Distance d to 250N	13.1 mm [0.52 in]	
	Overtravel Distance f to 400N	15.4 mm [0.61 in]	
	Overtravel Distance h-c to 600N	17.3 mm [0.68 in]	
<b>25mm x 30mm</b> [1.0 in x 1.2 in] 	Force (F) Required for Actuation (A)	54.3 N [12.21 lbf]	
	Actuation Distance c	10.0 mm [0.39 in]	
	Overtravel Distance d to 250N	15.5 mm [0.61 in]	
	Overtravel Distance f to 400N	18.1 mm [0.71 in]	
	Overtravel Distance h-c to 600N	20.7 mm [0.81 in]	
<b>25mm x 45mm</b> [1.0 in x 1.8 in] 	Force (F) Required for Actuation (A)	63.1 N [14.19 lbf]	
	Actuation Distance c	7.2 mm [0.28 in]	
	Overtravel Distance d to 250N	19.4 mm [0.76 in]	
	Overtravel Distance f to 400N	23.6 mm [0.93 in]	
	Overtravel Distance h-c to 600N	26.4 mm [1.04 in]	
<b>30mm x 70mm</b> [1.2 in x 2.8 in] 	Force (F) Required for Actuation (A)	44N [9.89 lbf]	
	Actuation Distance c	8.0 mm [0.31 in]	
	Overtravel Distance d to 250N	36.0 mm [1.42 in]	
	Overtravel Distance f to 400N	40.0 mm [1.57 in]	
	Overtravel Distance h-c to 600N	43.0 mm [1.69 in]	

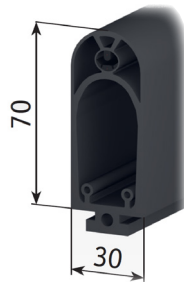
\* For other speed data, please refer to product data sheets.

# ASO Safety Solutions

## 30mm x 70mm SENTIR Edges and End Caps



**1502-6230**



SENTIR safety contact edges are pressure-sensitive sensors used to ensure the safety of closing edges at possible crushing or shearing points which are prone to accidents. They may be installed near automatic gates, machines and other facilities for handling equipment to detect conditions that could cause bodily harm or damage machinery.

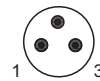
### Features

- Optimized material properties guarantee fast switching results.
- 4 edge lengths available that can be easily cut to fit any application.
- Can wire in 2-wire or 4-wire circuits.
- Includes aluminum mounting rail.
- Reference example connection drawings for easy product selection.



**1804-4000**

M8 Connector  
2



Use pins 1 and 3 for continuity.



**1804-3990**



**1804-2666**

ASO Safety Contact Edges - 30mm x 70mm						
Part Number	Price	Profile	Length	End Caps	Aluminum Mounting Rail	Drawing
<a href="#">1502-6230</a>	\$56.00	30mm x 70mm	2ft [0.610 m]	End caps not included; choose from table below	Included	<a href="#">PDF</a>
<a href="#">1502-6231</a>	\$122.00	[1.18 in x 2.76 in]	5ft [1.52 m]		Included	<a href="#">PDF</a>

ASO Safety Contact Edge End Caps - 30mm x 70mm				
Part Number	Price	Description	Connection	Drawing
<a href="#">1804-4000</a>	\$24.50	End cap for 30mm x 70mm safety contact edges	3-pin female M8 connector 1.65 ft [0.5 m] cable length	<a href="#">PDF</a>
<a href="#">1804-3990</a>	\$24.50	End cap for 30mm x 70mm safety contact edges	3-pin male M8 connector 1.65 ft [0.5 m] cable length	<a href="#">PDF</a>
<a href="#">1804-2666</a>	\$16.00	Terminating resistor end cap for 30mm x 70mm safety contact edges, 8.2 kΩ	NA	<a href="#">PDF</a>



**9501-0160**

ASO Safety Solutions Industrial Shears				
Part Number	Price	Description	Use With	Contents
<a href="#">9501-0160</a>	\$93.00	Stainless steel industrial shears	Safety contact edges	1 shear

# ASO Safety Solutions

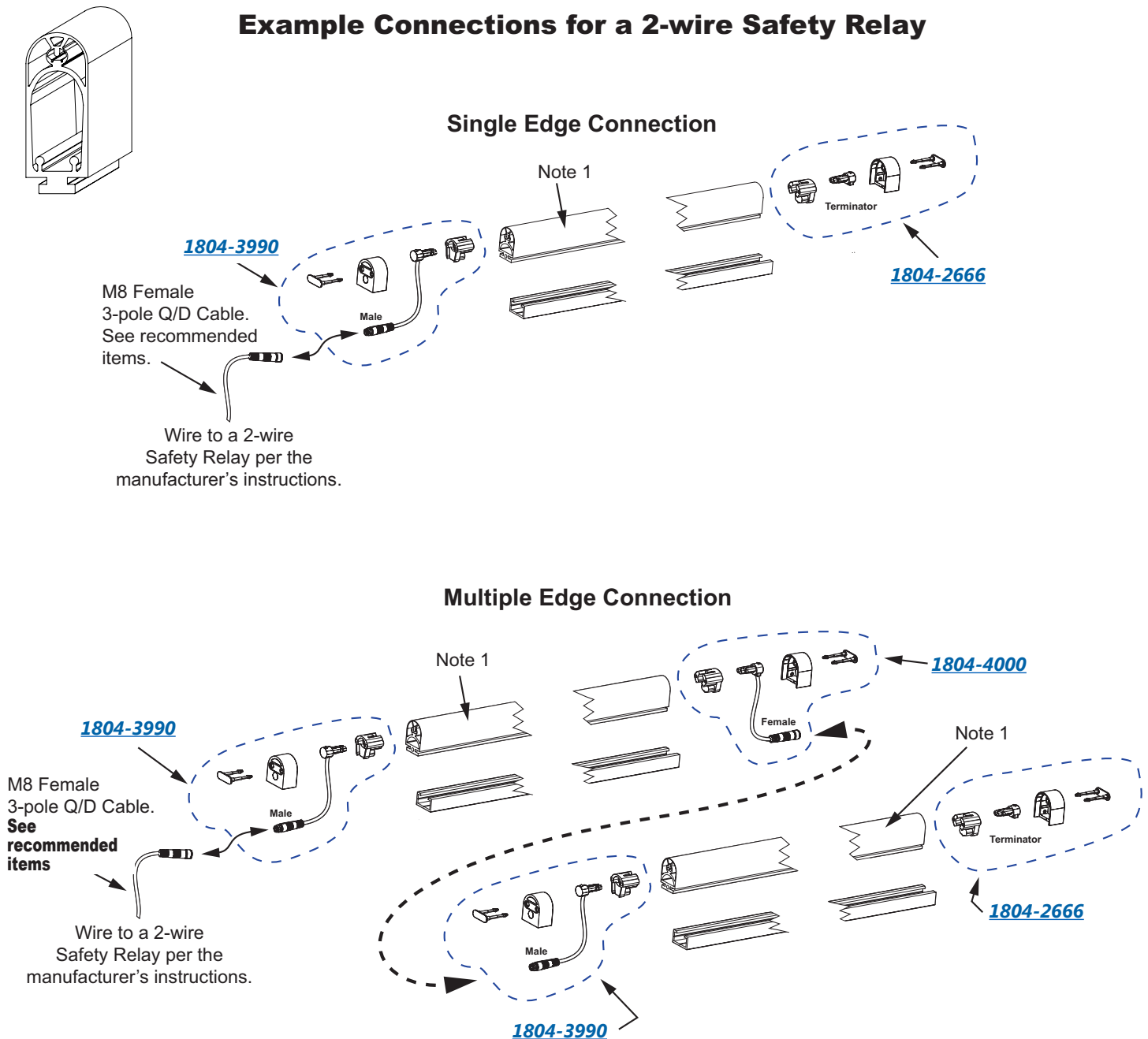
## 30mm x 70mm SENTIR Edges and End Caps



### Selection

Use the following Example Connections drawings to help you select the correct components for your system.

### Example Connections - 30mm x 70mm edges and end caps




Note 1: [1502-6230](#) 2' edge (mounting rail included)  
[1502-6231](#) 5' edge (mounting rail included)

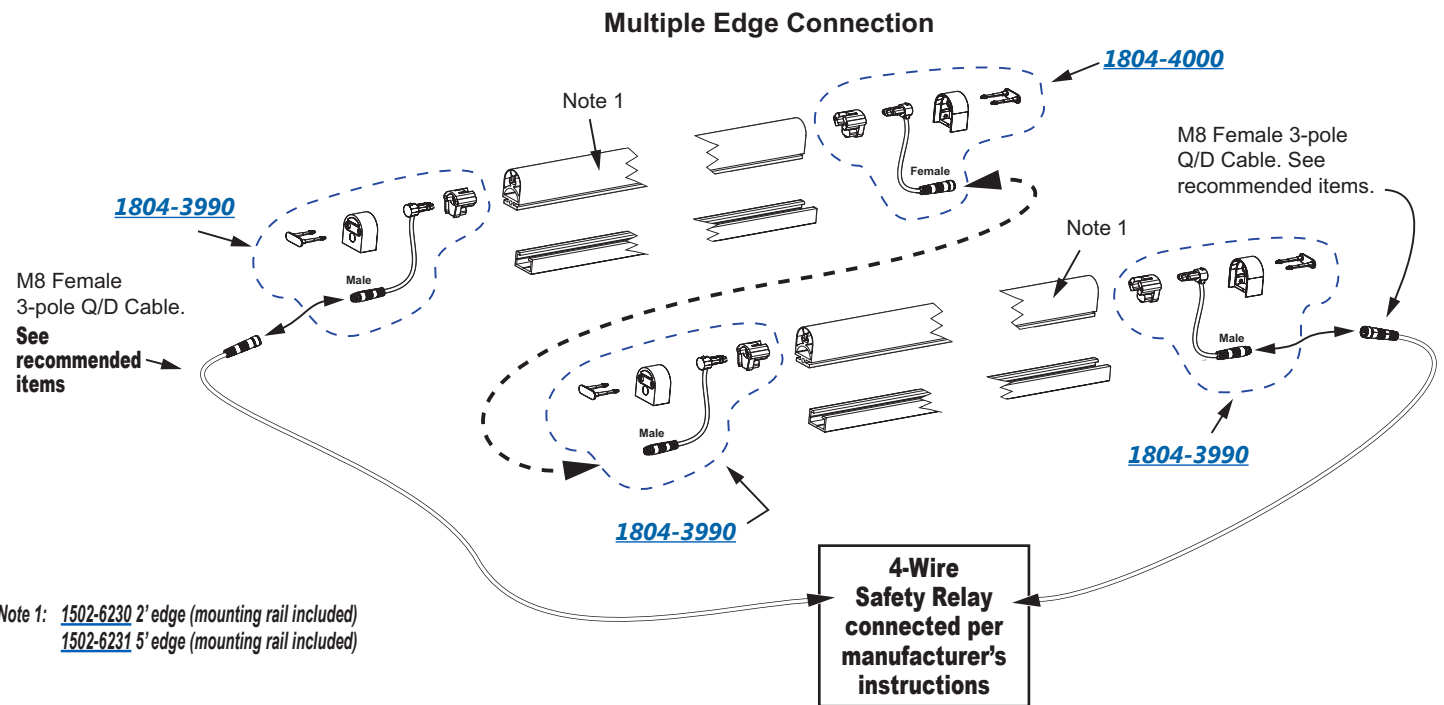
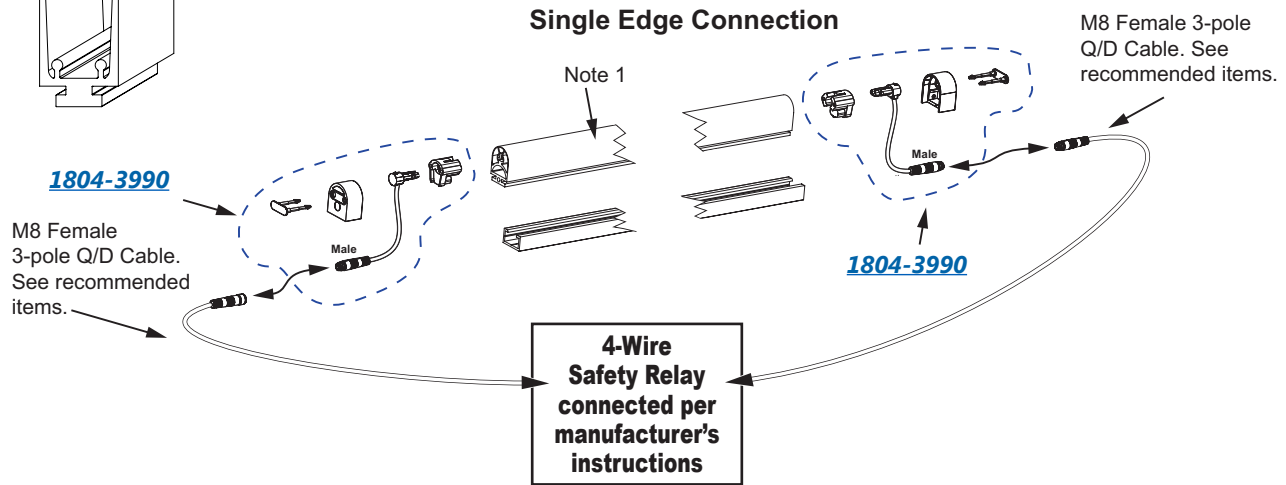
# ASO Safety Solutions 30mm x 70mm SENTIR Edges and End Caps



## Example Connections - 30mm x 70mm edges and end caps



### Example Connections for a 4-wire Safety Relay



Note 1: [1502-6230](#) 2' edge (mounting rail included)  
[1502-6231](#) 5' edge (mounting rail included)

# ASO Safety Solutions



## 30mm x 70mm SENTIR Edges and End Caps

SENTIR 30mm x 70mm Edges	
	<i>General Specifications</i>
<b>Material</b>	TPE
<b>Material Hardness</b>	68 Shore A
<b>Weight (per meter)</b>	0.44 kg/m [0.31 lb/ft]
<b>Protection Class (Enclosure)</b>	IP65
<b>Switching Cycles</b>	>30,000 [UL 325]
<b>Switching Angle</b>	±45°
<b>Actuation Resistance</b>	≤ 500Ω
<b>Actuation Force</b>	44N @ 10mm/s [0.4in/s] approach speed
<b>Mechanical Life</b>	10,000 cycles
<b>Electrical Capacity</b>	24VDC, 10mA
<b>Max. Temperature Range</b>	-25° to +75°C [-13° to +167°F]
<b>Operating Temperature</b>	-10° to +50°C [+14° to +122°F]
<b>Max. Series Connection</b>	5 contact edges or 100m [328.08 ft] based on the ASO safety relay 1114-0210
<b>Inactive End Region with Higher Forces</b>	30mm [1.18 in]
<b>Connection Cables</b>	LIY11Y 2 x 0.34 mm <sup>2</sup> (22AWG)
<b>Cable Material</b>	PUR matte black
<b>Agency Approvals</b>	UL Recognized file E341185, CE

# Safety Products



*Warning: Safety products sold by AutomationDirect are Safety components only. The purchaser/installer is solely responsible for the application of these components and ensuring all necessary steps have been taken to assure each application and use meets all performance and applicable safety requirements and/or local, national and/or international safety codes as required by the application. AutomationDirect cannot certify that our products, used solely or in conjunction with other AutomationDirect or other vendors' products, will assure safety for any application. Any person using or applying any products sold by AutomationDirect is responsible for learning the safety requirements for their individual application and applying them, and therefore assumes all risks, and accepts full and complete responsibility, for the selection and suitability of the product for their respective application.*

*AutomationDirect does not provide design or consulting services, and cannot advise whether any specific application or use of our products would ensure compliance with the safety requirements for any application.*