

Trumeter ADM100 Series Power Meter



For industrial power monitoring applications

NEW digital output delays

NEW 10 alarm set points

NEW 20-point non-linearization scaling

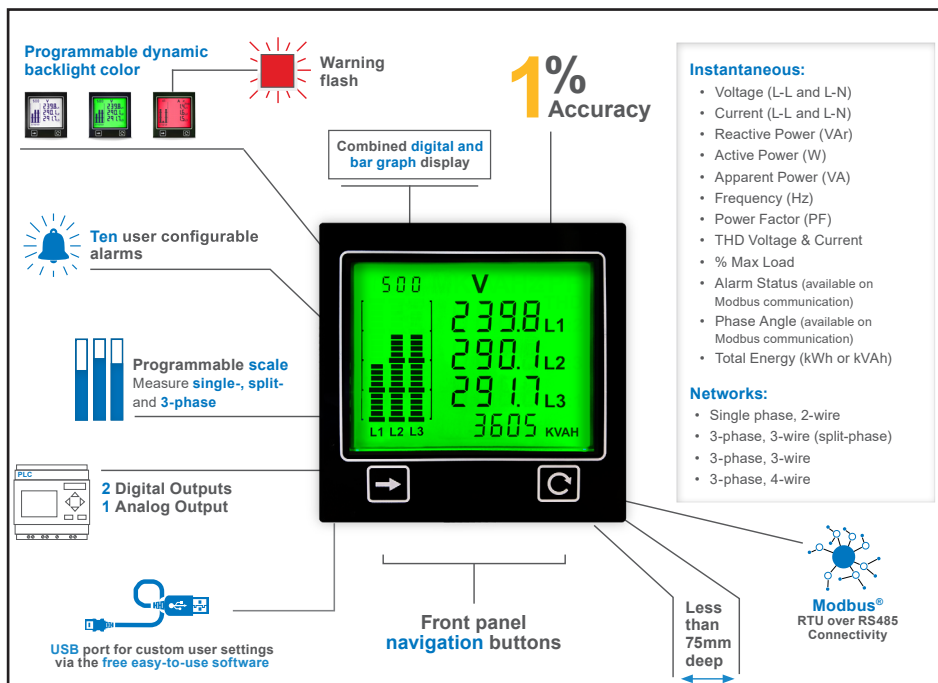
Trumeter ADM Series Power Meters feature an acclaimed easy-to-read display and a versatile set of inputs, making them ideal for single phase, split-phase and 3-phase power monitoring applications.

The programmable scale and custom annunciators allow users to tailor the meter to display critical parameters exactly as desired. In addition, dynamic backlighting, in conjunction with setpoints, alerts operators visually when a parameter is out of range. These meters also feature 2 digital outputs and 1 analog 4-20mA output which can be used to control other systems in the process. The ADM Power Meter is much more than just a display.

Trumeter's innovative technology brings a greater level of accuracy to the ADM range through input signal optimization. By using this technology, accuracy of 1% or better is now achieved, allowing for more precise measurement, display and control.



ADM100W-HPS



Overview

Voltage Input

- 0-600 VAC (L-L)
- 10-300 VAC (L-N)
- Accuracy: 1% (THD 5%) of full scale

Current Input

- 0-5A
- Accuracy: 1% (THD 5%) of full scale

Outputs

- Max voltage: 24VDC
- Max current: 15mA
- Analog: 4-20 mA
- 2 Digital Outputs

Power Supply

- Nominal input: 100-277 VAC

Free Configuration Utility Download

- PC utility via USB
- Basic configuration without PC (default setting is volts)

Display Options

- Red, Green, or White

Programmable

- Display range (Min and Max values)
- Custom annunciators
- User-selectable backlight color and intensity
- Two independent alarm set-points
- Two independent outputs
- 4-20 mA analog retransmission output

Key features

- For single-, split- and 3-phase applications.
- Measures Active (W), Reactive (var) and Apparent (VA) power.
- Displays electrical parameters on large, backlit LCD display.
- Features two independent opto-isolated digital outputs plus one analog 4-20mA output.
- Includes MODBUS® RTU communication as standard.
- Provides clear indication of electrical circuit performance.
- User-programmable scale and custom alarm messages display critical parameters and immediately alerts operators when a parameter is out of range.
- Programmable Current Transformer (CT) and Potential Transformer (PT) ratios.

Trumeter ADM100 Series Power Meter



Trumeter ADM Series Power Meter Selection Guide

Part Number	Price	Description	Drawing
ADM100W-HPS	\$147.00	Trumeter ADM100 standard graphical power meter, current or voltage input, 3in positive backlit LCD configurable to white, green, red, (2) discrete or current outputs, 100-277 VAC operating voltage, Modbus RTU.	PDF

Trumeter ADM Series Power Meter Specifications

Part Number	ADM100W-HPS
Modbus Communication	RTU
	Power Supply
Input	100-277 VAC
Power Consumption	2W
Supply Frequency	50-60 Hz
	Voltage Input
Range	0-600 VAC (L-L) 10-300 VAC (L-N)
Impedance	100KΩ
Accuracy	1%
Frequency	45-65 Hz
	Current Input
Range	0-5A (CT Only)
Impedance	15Ω
Accuracy	1%
	Display
User Configurable Backlight Colors	Red, Green, White
Positive/Negative LCD	Positive
Readout Text Character Size	3 Rows, 4 Digits, 0.29 in [7.5mm]
Message Text Character Size	6 Characters,
Bar Graph	20 segments per phase, 0.29 in [7.5mm]
	Environmental
Operating Temperature	14 to 122°F [-10 to 50°C]
Storage Temperature	-40 to 158°F [-40 to 70°C]
IP Rating (from the front)	IP65, NEMA type 4 and NEMA type 12
	Analog Outputs (1)
Analog Output	4-20 mA
Accuracy	0.5%
Resolution	0.02 mA
	Open Collector Outputs (2)
Max Voltage	24VDC
Max Current	15mA
	Programming
Programming Port	USB 2.0 (A-Male to Mini-B, sold separately – MOSAIC-CSU)
	Agency Approvals
Certification	UL file # E469787, CE
	Mechanical
Wire Connection Type	Screw terminals
Wire Gauge (Solid or Stranded)	18AWG to 12AWG (0.8 mm ² - 3.3 mm ²), Torque 0.5-0.6 N•m [4.43-5.31 lb•in]
Weight	6.35 oz (180g)
Mounting Clips Screw Torque	< 0.4 N•m [3.54 lb•in]

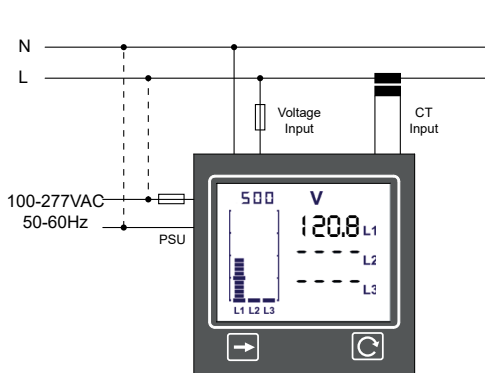
Trumeter ADM100 Series Power Meter



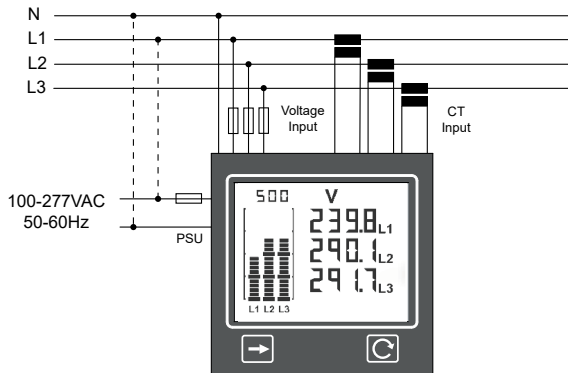
Wiring Diagrams

All fuses must be 0.5A / 250V Type F (fast acting fuse) with a breaking capacity of 35A or greater.

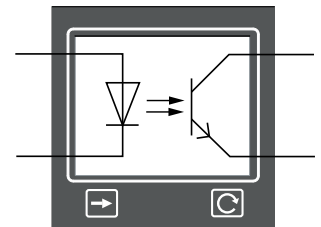
Single phase 2-wire (1P2W)



3 phase 3-wire (3P3W)



Control Outputs



Easy-To-Use Configuration Tool

Just plug into any USB port on your PC, run the free ADM Configuration application, and you're off.

