



SCHMERSAL IEC Limit Switches

Plastic Body Limit Switches 336 Series

Features

- 9 models available
- 90-degree adjustable head, levers are adjustable to any angle on the operating shaft
- Double-insulated thermoplastic enclosure
- Fully assembled out of box
- Snap action with constant contact pressure up to switching point
- M20 x 1.5 to 1/2" NPT conduit adapter
- Contact patterns similar to those of leading competitors

Plastic Body Limit Switches 336 Series								
Part Number	Price	Actuator Type	Snap Action Contacts	Travel to Operate Contacts	Total Travel	Actuating Force (min)	Switch Travel Diagram	Drawing Link *
<u>ZS-336-11Z</u>	\$23.00	Metal plunger	(1) N.O./ (1) N.C.	0.08in [2.0mm]	0.24in [6mm]	106.2 lb-in [12 N•m]	Diagram 1	<u>PDF</u>
<u>ZR-336-11Z</u>	\$29.50	Metal plunger with plastic roller	(1) N.O./ (1) N.C.					<u>PDF</u>
<u>Z4VH-336-02Z</u>	\$38.50	Side rotary lever with plastic roller	(2) N.C.	19°	80°	2.3 lb-in [0.26 N•m]	Diagram 2	<u>PDF</u>
<u>Z4VH-336-11Z</u>	\$38.50		(1) N.O./ (1) N.C.	24°			Diagram 3	<u>PDF</u>
<u>Z1K-336-11Z</u>	\$44.00	One-way horizontal lever with plastic roller	(1) N.O./ (1) N.C.	0.82in [2.1mm]	0.25in [6.3mm]	106.2 lb-in [12 N•m]	Diagram 4	<u>PDF</u>
<u>Z4V7H-336-02Z</u>	\$38.50	Side rotary adjustable lever with plastic roller	(2) N.C.	19°	80°	1.33 lb-in [0.15 N•m]	Diagram 5	<u>PDF</u>
<u>Z4V7H-336-11Z</u>	\$38.50		(1) N.O./ (1) N.C.	24°			Diagram 6	<u>PDF</u>
<u>Z4V10H-336-02Z</u>	\$36.50	Side rotary adjustable 6mm plastic rod	(2) N.C.	19°			Diagram 5	<u>PDF</u>
<u>Z4V10H-336-11Z</u>	\$36.50		(1) N.O./ (1) N.C.	24°			Diagram 6	<u>PDF</u>

* Weights are included on the drawing



[ZS-336-11Z](#)



[ZR-336-11Z](#)



[Z4VH-336-02Z](#)



[Z1K-336-11Z](#)



[Z4V7H-336-02Z](#)



[Z4V10H-336-02Z](#)



SCHMERSAL 335/336 Series Travel Diagrams

Switch Travel Diagrams

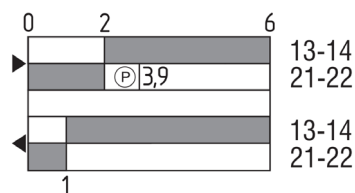


Diagram 1

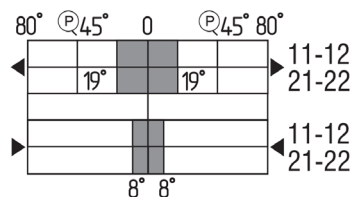


Diagram 2

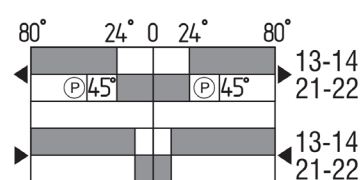


Diagram 3

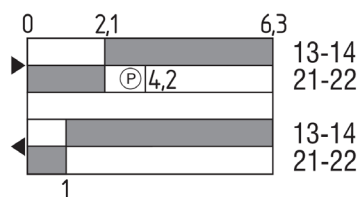


Diagram 4

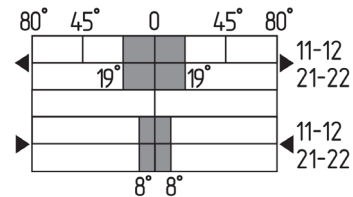


Diagram 5

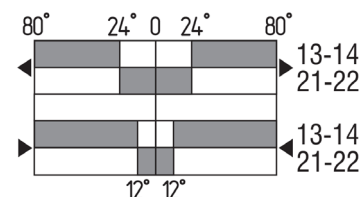


Diagram 6

Contact Travel Diagrams

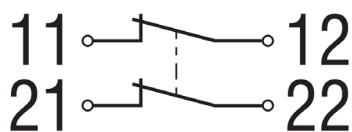


Diagram 1

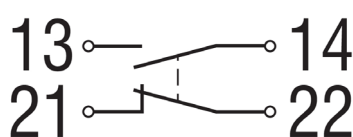


Diagram 2



SCHMERSAL 335/336 Series Specifications

335/336 Series Specifications		
Series	335	336
Environmental		
Degree of Protection	IP67	
Temperature Range	-30 to 80°C [-22 to 176°F]	
Mechanical Ratings		
Body Footprint (Without Actuator Head)	40.5 x 38 x 66.5mm	
Mechanical Life	30 Million Operations	
Conduit Entrance	M20 x 1.5, each unit comes with a 1/2 in NPT adapter	
Enclosure Material	Aluminum	Plastic, Glass-fiber reinforced thermoplastic, self-extinguishing
Contact Blocks Rating		
Rated Impulse Withstand Voltage	6 kV	
Electrical Ratings	AC	AC-15 - 4A @ 230VAC Continuous: 10A @ 230VAC Required rated short-circuit current to EN60947-5-1 : 1,000A
	DC	DC-13 - 4A @ 24VDC
Maximum Switching Frequency	5,000 operations per hour, Switchover time: Max 2ms, Bounce Duration, in accordance with actuating speed	
Contact Type	Change-over contact with double break, type 1 N.C. or 2 N.C. contacts, with galvanically separated contact bridges: snap-action, N.C. contacts with positive break	
Wiring Connections	AWG #14 through AWG #18 Wire	
Torque Requirements	Wiring Terminals: 7.1 in-lb [0.8 N•m]	
Safety Data		
General	02Z Series - Safety Function, Yes: Number of Safety Contacts: 2 11Z Series - Safety Function, Yes, Number of Safety Contacts 1, Number of Aux Contacts 1	
Safety Appraisal	Standards: ISO 13849-1, Mission Time 20 Year(s) Safety Outputs: B10d Normally-closed contact (N.C.), 20,000,000 Operations	
Agency Approvals*	cULus E57648 all versions. All units are CE and Reach Compliant Standards: IEC 60947-5-1 : 2010, ISO 13849-1, BG-GS-ET-15	

*To obtain the most current agency approval information, see the Agency Compliance & Certifications Checklist section on the specific part number's web page.