

DirectLOGIC PLC Programming Cables

Since CPUs provide many different communication port possibilities, it is helpful to know exactly which communications cable is required. Use the table below to choose the proper cable:

Family	CPU (or other device)	Port	Cable
DirectLOGIC DL05	All versions	Port 1	D2-DSCBL (EA-MG-PGM-CBL optional)
		Port 2	D2-DSCBL (EA-MG-PGM-CBL optional)
	HO-ECOM / ECOM100 (modules)	Only one	**
		DO-DCM (module)	Port 1
Port 2	D2-DSCBL-1		
DirectLOGIC DL06	All versions	Port 1	D2-DSCBL (EA-MG-PGM-CBL optional)
		Port 2	D2-DSCBL-1
	HO-ECOM / ECOM100 (modules)	Only one	**
		DO-DCM (module)	Port 1
Port 2	D2-DSCBL-1		
DirectLOGIC DL105 (retired)	F1-130 (all versions)	Only one	D2-DSCBL (EA-MG-PGM-CBL optional)
DirectLOGIC DL205	D2-230	Only one	D2-DSCBL (EA-MG-PGM-CBL optional)
		D2-240	Top port
	Bottom port		D2-DSCBL (EA-MG-PGM-CBL optional)
	D2-250(-1) <i>(D2-250-1 CPU is retired)</i>	Top port	D2-DSCBL (EA-MG-PGM-CBL optional)
		Bottom port	D2-DSCBL-1
	D2-260	Top port	D2-DSCBL (EA-MG-PGM-CBL optional)
		Bottom port	D2-DSCBL-1
	D2-262	Top port	D2-DSCBL (EA-MG-PGM-CBL optional)
Bottom port		D2-DSCBL-1	
D2-DCM (module)	Only one	D3-DSCBL-2	
H2-ECOM (-F) / ECOM100	Only one	**	
DirectLOGIC DL305 (retired)	D3-340	Top port	D3-DSCBL-1
		Bottom port	D3-DSCBL-1
	D3-350	Top port	D2-DSCBL (EA-MG-PGM-CBL optional)
		Bottom port	D3-DSCBL-2
D3-DCM (module)	Only one	D3-DSCBL-2	
DirectLOGIC DL405	D4-430/D4-440 <i>(retired)</i>	Top port (15-pin)	D4-DSCBL
		Bottom port (25-pin)	D3-DSCBL-2
	D4-450 <i>(retired)</i>	Phone jack	D2-DSCBL (EA-MG-PGM-CBL optional)
		Top port (15-pin)	D4-DSCBL
	D4-454	Bottom port (25-pin)	D3-DSCBL-2
		Phone jack	D2-DSCBL (EA-MG-PGM-CBL optional)
	D4-DCM (module)	Top port (15-pin)	D4-DSCBL
		Bottom port (25-pin)	D3-DSCBL-2
H4-ECOM (-F) / ECOM100	Only one	**	
Slice I/O (module)	Only one	D4-DSCBL	
GE® Series 1	IC610CPU105/106	Requires DCU*	D3-DSCBL-2
T1305™/SIMATIC® T1305™	325-07, PPX:325-07	Requires DCU*	D3-DSCBL-2
	330-37, PPX:330-37	Requires DCU*	D3-DSCBL-2
	325S-07 (or 325 with stage kit)	Requires DCU*	D3-DSCBL-2
	330S-37, PPX:330S-37	Requires DCU*	D3-DSCBL-2
	335-37, PPX:335-37	Phone jack	D3-DSCBL-1
If DCU is used*		D3-DSCBL-2	
T1405™/SIMATIC® T1405™	425-CPU, PPX:425-CPU	15-pin port	D4-DSCBL
	N/A, PPX:430-CPU	Top port (15-pin)	D4-DSCBL
		Bottom port (25-pin)	D3-DSCBL-2
	435-CPU, PPX:435-CPU	Top port (15-pin)	D4-DSCBL
		Bottom port (25-pin)	D3-DSCBL-2
Smart slice	Only one	D4-DSCBL	

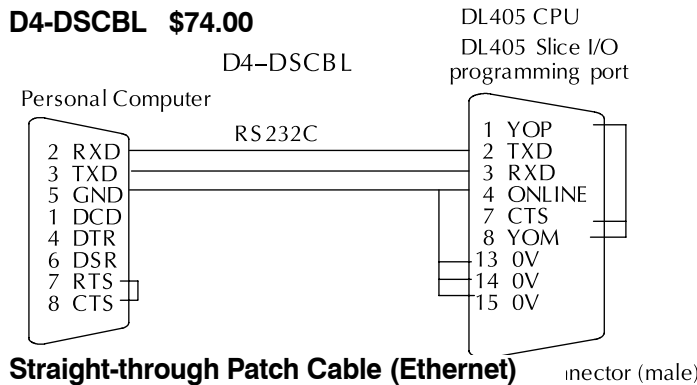
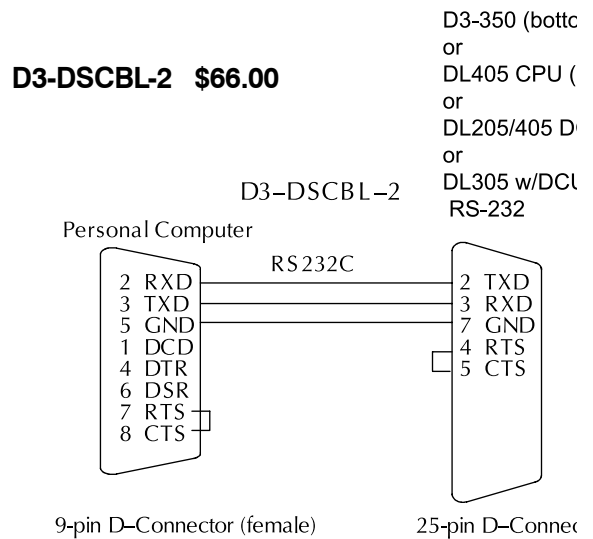
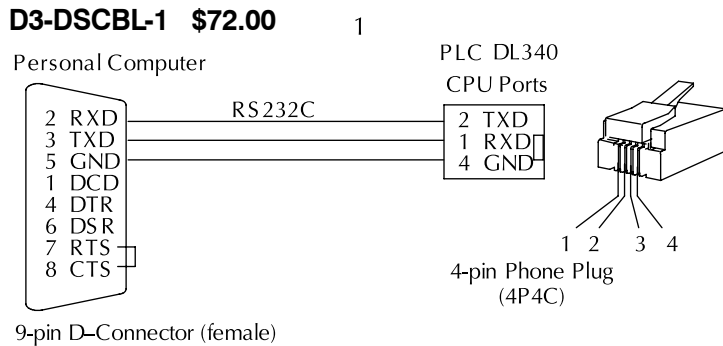
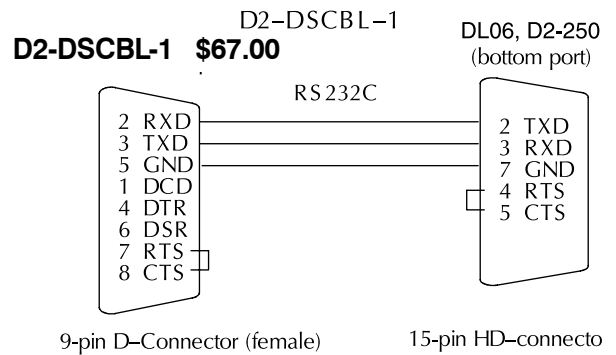
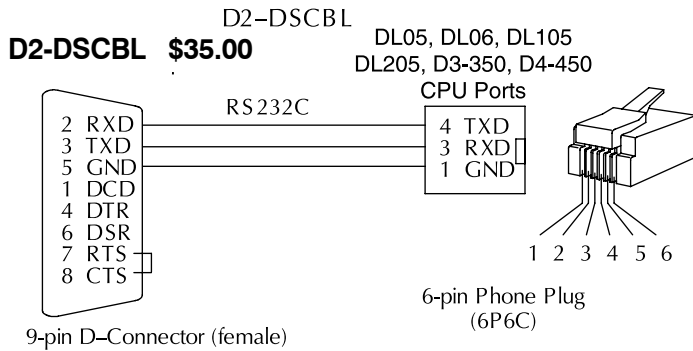
* Requires RS232 Data Communications Unit (D3-232-DCU (retired)).

** Requires standard Ethernet twisted pair cable (HX-ECOM) or standard fiber optic cable (HX-ECOM-F).

*** USB-RS232-1 adapter is another option for USB communication.

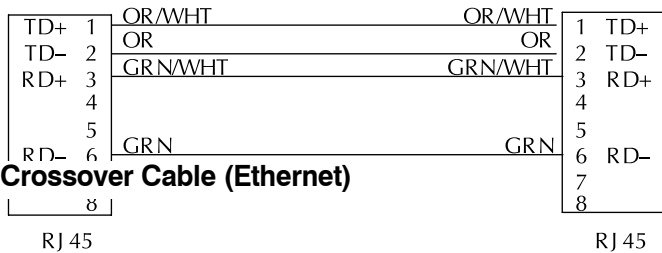
DirectLOGIC PLC Programming Cables

Pin labeling conforms to IBM DTE and DCE standards



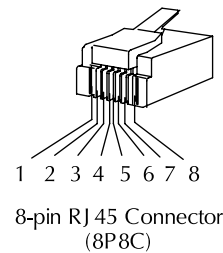
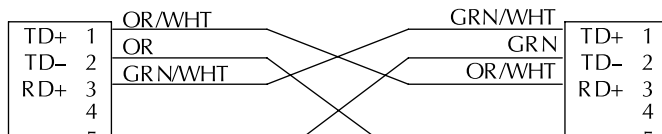
Straight-through Patch Cable (Ethernet) connector (male)

Straight-through Patch Cable



Crossover Cable (Ethernet)

Crossover Patch Cable



All Ethernet and ECOM patch cables should be Cat5 UTP Cable. The diagram illustrates the appropriate wire position in the RJ 45 connector.