

# DirectLOGIC PLC Programming Cables

Since CPUs provide many different communication port possibilities, it is helpful to know exactly which communications cable is required. Use the table below to choose the proper cable:

Family	CPU (or other device)	Port	Cable
<b>DirectLOGIC DL05</b>	All versions	Port 1	D2-DSCBL (EA-MG-PGM-CBL optional)
		Port 2	D2-DSCBL (EA-MG-PGM-CBL optional)
	H0-ECOM / ECOM100 (modules)	Only one	**
	D0-DCM (module)	Port 1	D2-DSCBL (EA-MG-PGM-CBL optional)
Port 2		D2-DSCBL-1	
<b>DirectLOGIC DL06</b>	All versions	Port 1	D2-DSCBL (EA-MG-PGM-CBL optional)
		Port 2	D2-DSCBL-1
	H0-ECOM / ECOM100 (modules)	Only one	**
	D0-DCM (module)	Port 1	D2-DSCBL (EA-MG-PGM-CBL optional)
Port 2		D2-DSCBL-1	
<b>DirectLOGIC DL105</b>	F1-130 (all versions)	Only one	D2-DSCBL (EA-MG-PGM-CBL optional)
<b>DirectLOGIC DL205</b>	D2-230	Only one	D2-DSCBL (EA-MG-PGM-CBL optional)
	D2-240	Top port	D2-DSCBL (EA-MG-PGM-CBL optional)
		Bottom port	D2-DSCBL (EA-MG-PGM-CBL optional)
	D2-250(-1)	Top port	D2-DSCBL (EA-MG-PGM-CBL optional)
		Bottom port	D2-DSCBL-1
	D2-260	Top port	D2-DSCBL (EA-MG-PGM-CBL optional)
		Bottom port	D2-DSCBL-1
	D2-DCM (module)	Only one	D3-DSCBL-2
H2-ECOM (-F) / ECOM100	Only one	**	
<b>DirectLOGIC DL305</b>	D3-330/D3-330P	Requires DCU*	D3-DSCBL-2
	D3-340	Top port	D3-DSCBL-1
		Bottom port	D3-DSCBL-1
	D3-350	Top port	D2-DSCBL (EA-MG-PGM-CBL optional)
		Bottom port	D3-DSCBL-2
D3-DCM (module)	Only one	D3-DSCBL-2	
<b>DirectLOGIC DL405</b>	D4-430/D4-440	Top port (15-pin)	D4-DSCBL
		Bottom port (25-pin)	D3-DSCBL-2
	D4-450	Phone jack	D2-DSCBL (EA-MG-PGM-CBL optional)
		Top port (15-pin)	D4-DSCBL
		Bottom port (25-pin)	D3-DSCBL-2
	D4-DCM (module)	Only one	D3-DSCBL-2
	H4-ECOM (-F) / ECOM100	Only one	**
Slice I/O (module)	Only one	D4-DSCBL	
<b>GE® Series 1</b>	IC610CPU105/106	Requires DCU*	D3-DSCBL-2
<b>T1305™/SIMATIC® T1305™</b>	325-07, PPX:325-07	Requires DCU*	D3-DSCBL-2
	330-37, PPX:330-37	Requires DCU*	D3-DSCBL-2
	325S-07 (or 325 with stage kit)	Requires DCU*	D3-DSCBL-2
	330S-37, PPX:330S-37	Requires DCU*	D3-DSCBL-2
	335-37, PPX:335-37	Phone jack	D3-DSCBL-1
		If DCU is used*	D3-DSCBL-2
<b>T1405™/SIMATIC® T1405™</b>	425-CPU, PPX:425-CPU	If DCU is used*	D4-DSCBL
	N/A, PPX:430-CPU	Top port (15-pin)	D4-DSCBL
		Bottom port (25-pin)	D3-DSCBL-2
	435-CPU, PPX:435-CPU	Top port (15-pin)	D4-DSCBL
		Bottom port (25-pin)	D3-DSCBL-2
	Smart slice	Only one	D4-DSCBL

\* Requires RS232 Data Communications Unit (D3-232-DCU).

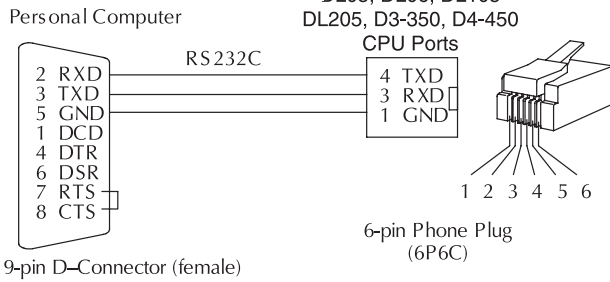
\*\* Requires standard Ethernet twisted pair cable (HX-ECOM) or standard fiber optic cable (HX-ECOM-F).

\*\*\* The GoldX USB-RS232 adapter is another option for USB communication.

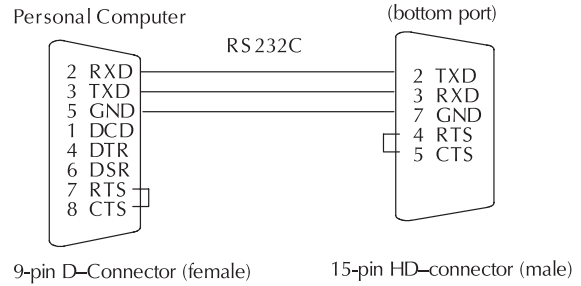
# DirectLOGIC PLC Programming Cables

Pin labeling conforms to IBM DTE and DCE standards

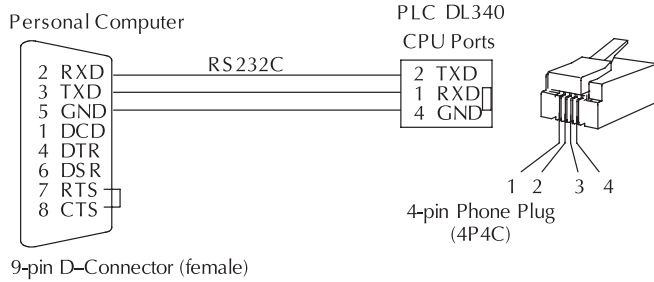
## D2-DSCBL \$14.00



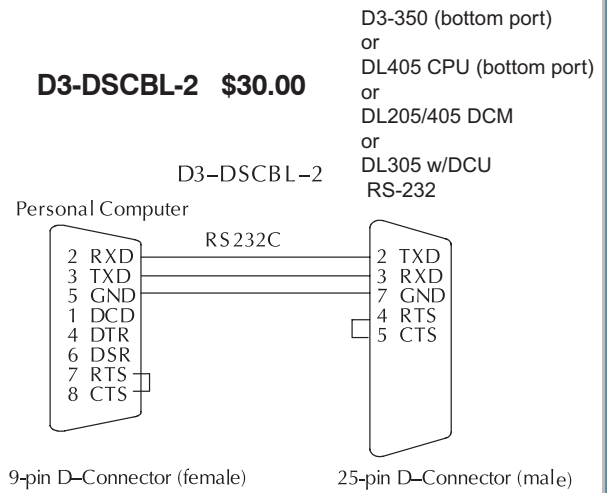
## D2-DSCBL-1 \$30.00



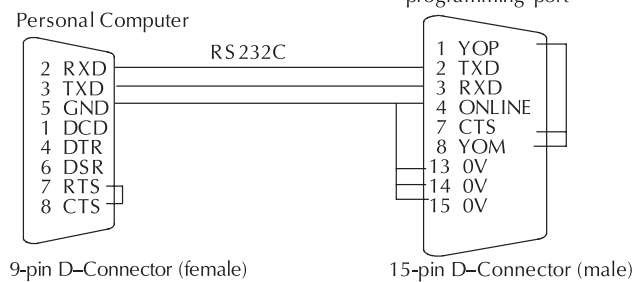
## D3-DSCBL-1 \$30.00



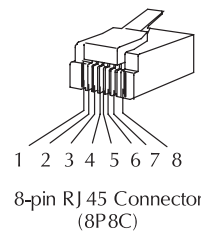
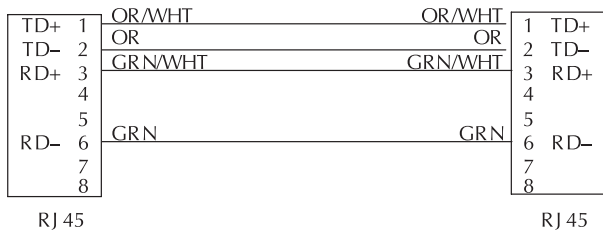
## D3-DSCBL-2 \$30.00



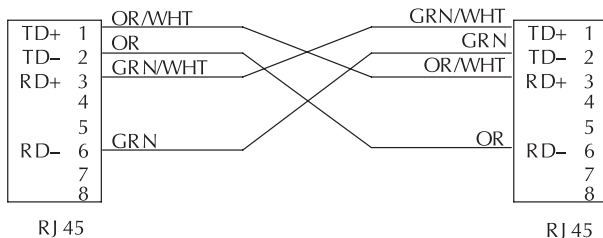
## D4-DSCBL \$30.00



## Straight-through Patch Cable (Ethernet)



## Crossover Cable (Ethernet)



All Ethernet and ECOM patch cables should be Category 5, UTP Cable. The diagram illustrates the appropriate wire position in the RJ 45 connector.

Company Information

Control Systems Overview

CLICK PLC

Do-More PLCs Overview

Do-More H2 PLC

Do-More T1H PLC

DirectLOGIC PLCs Overview

DirectLOGIC DL05/06

DirectLOGIC DL105

DirectLOGIC DL205

DirectLOGIC DL305

DirectLOGIC DL405

Productivity Controller Overview

Productivity 3000

Universal Field I/O

Software

C-More HMI

C-More Micro HMI

ViewMarq Industrial Marquees

Other HMI

Communications

Appendix Book 1

Terms and Conditions