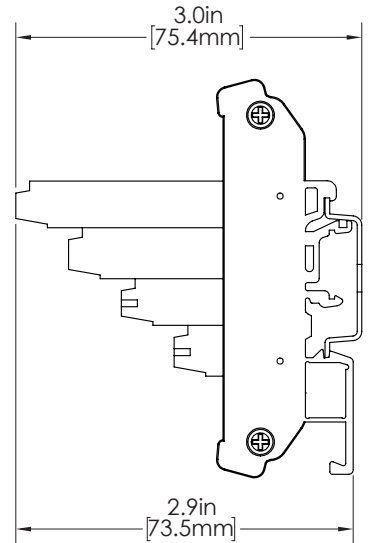
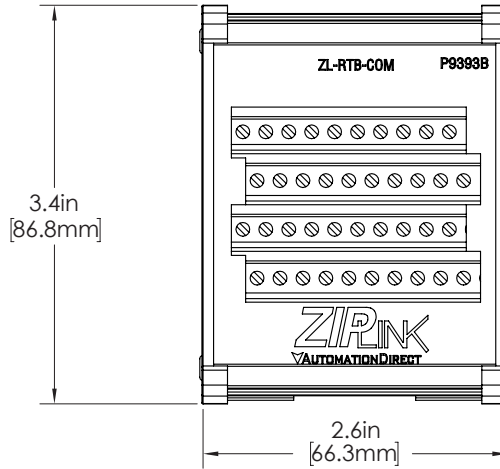



# 40 Position Common Connection Module

All 40 positions of this terminal block are internally connected to provide a high-density power and ground distribution point.

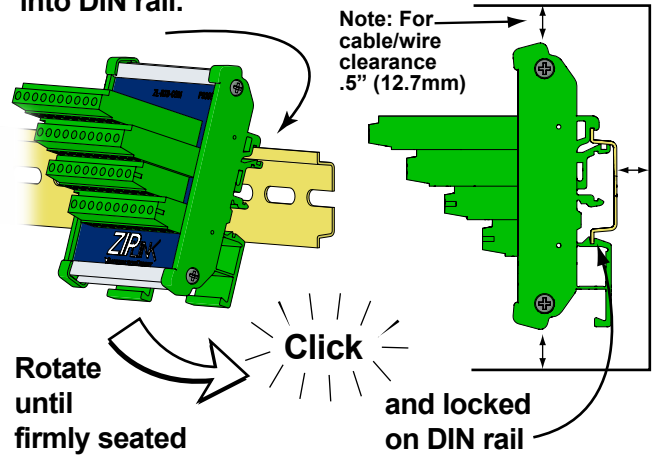
# ZL-RTB-COM



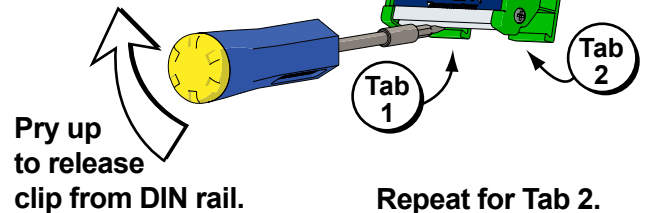
ZL-RTB-COM Specifications	
<b>Description</b>	40-Position Common Point Module
<b>UL Voltage Rating</b>	250VAC/DC
<b>Maximum Voltage</b>	300VAC/DC
<b>Maximum Current</b>	10A (total all 40 positions), 0.5A / pt
<b>Number of Terminal Block Positions</b>	40
<b>Operating Temperature</b>	0 to 60°C (32 to 140°F) IEC 60068-2-14 (Test Nb, Thermal Shock)
<b>Terminal Block Contacts</b>	Copper alloy, tin-lead plated.
<b>Wire Range</b>	12–24 Gauge Solid or Stranded Copper Conductor (2.5 mm <sup>2</sup> ) Use Copper Conductors, 60°C (140°F) or equivalent
<b>Wire Strip Length</b>	0.24–0.27 in (6–7 mm)
<b>Screw Torque</b>	3.5 in-lbs (0.4 Nm)
<b>Mounting Restriction</b>	None
<b>Weight</b>	160g (5.64 oz)
<b>Agency Approvals</b>	UL508 File E139594, Canada & USA CE (EN61131-2:2007)

## DIN Rail Installation and Removal

To install ZIPLink module, insert upper tab into DIN rail.



To remove ZIPLink module, insert screwdriver between Tab 1 and module.



**WARNING:** To minimize the risk of potential safety problems, you should follow all applicable local and national codes that regulate the installation and operation of your equipment. These codes vary from area to area and it is your responsibility to determine which codes should be followed, and to verify that the equipment, installation, and operation are in compliance with the latest revision of these codes.

Equipment damage or serious injury to personnel can result from the failure to follow all applicable codes and standards. We do not guarantee the products described in this publication are suitable for your particular application, nor do we assume any responsibility for your product design, installation, or operation.

If you have any questions concerning the installation or operation of this equipment, or if you need additional information, please call Technical Support at 770-844-4200.

This publication is based on information that was available at the time it was printed. At AutomationDirect.com® we constantly strive to improve our products and services, so we reserve the right to make changes to the products and/or publications at any time without notice and without any obligation. This publication may also discuss features that may not be available in certain revisions of the product.

Part Number	Revision	Date
ZL-RTB-COM	1st Ed.	8/23/2016