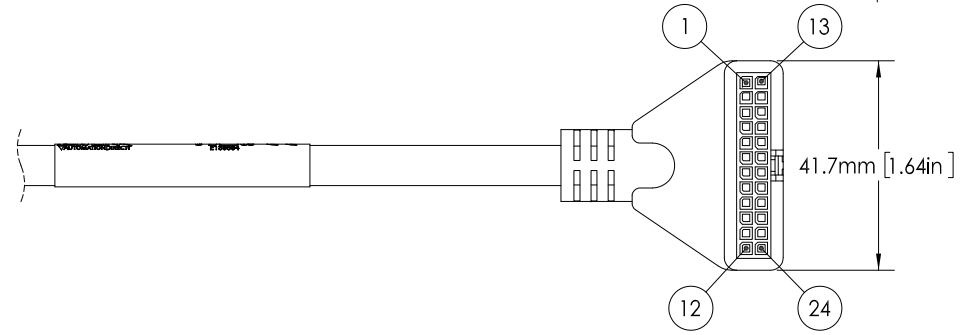
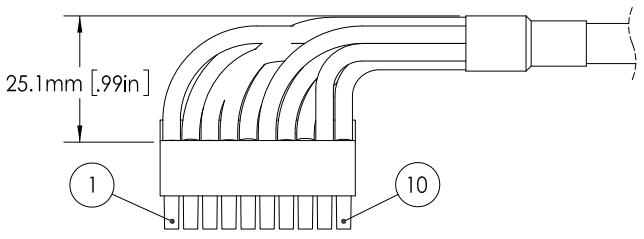
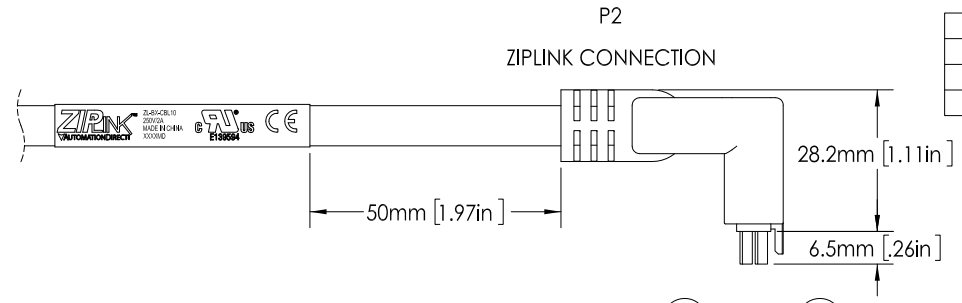
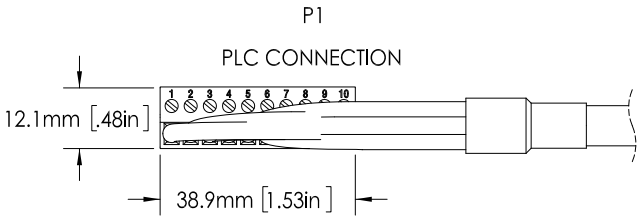


TABLE A

PART NO.	LENGTH
ZL-P1-CBL10	0.5m (1.7ft)
ZL-P1-CBL10-1	1.0m (3.3ft)
ZL-P1-CBL10-2	2.0m (6.6ft)



PIN-OUT DIAGRAM

P1	P2
1	1
	2
	13
	14
2	3
	15
3	4
	16
4	5
	17
5	6
	18
6	7
	8
	19
	20
7	9
	21
8	10
	22
9	11
	23
10	12
	24

- NOTES:
- CABLE: 24 CONDUCTOR, 24 AWG, PVC JACKET INSULATION RATING 80°C (176°F), 300V
  - CURRENT: 2A PER CONDUCTOR, 40A MAXIMUM CABLE CURRENT
  - VOLTAGE
    - 240V AC/DC RATED OPERATING VOLTAGE
    - 265V AC/DC MAXIMUM VOLTAGE
  - OPERATING TEMPERATURE: 0-60°C (32-140°F)
  - P1 CONNECTOR: 10 POSITION OVMOLDDED TERMINAL BLOCK FOR BRX PLC
  - P2 CONNECTOR: 24-PIN RECEPTACLE EQUIVALENT TO MOLEX MICRO-FIT3.0 (PART # 43025-2400)
  - MINIMUM BEND RADIUS: 65.6MM [2.58IN]

ZL-P1-CBL10-n	
Rev: B	Date: 6/28/2016
Units: mm [inches]	
Scale: 1:1	
ZIPLink Connector Module Cable	
AUTOMATION DIRECT .com	