

VALVE MOUNTING  
SCREW:  
AVS-31 - M3-0.5 X 38  
AVS-32 - M3-0.5 X 38  
AVS-33 - M4-0.7 X 40

TYPICAL MOUNTING  
SCREW TORQUE 9-18 IN-LB

COIL LED LOCATED  
INSIDE CONNECTOR

LOCKABLE MANUAL  
OVERRIDE

PORT "A"

"P AND R" PRESSURE  
AND EXHAUST PORTS  
LOCATED ON BOTTOM

EXTENDED LIP  
ON GASKET GOES  
INTO MANIFOLD  
PORTS

SCREW SIZE:  
AM-31BP - M3-0.5 X 6  
AM-32BP - M3-0.5 X 6  
AM-33BP - M4-0.7 X 8

AM-XXBP  
BLANKING PLATE

\*ALWAYS USE GASKETS  
PROVIDED WITH MANIFOLD

\*VALVE MOUNTING  
SCREWS AND GASKETS  
ARE SUPPLIED WITH AM  
SERIES MANIFOLDS

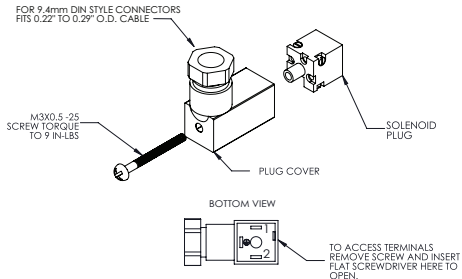
RECOMMENDED MOUNTING  
SCREWS:  
AM-31  $\varnothing$  M6 OR  $\varnothing$  1/4"  
AM-32  $\varnothing$  M6 OR  $\varnothing$  1/4"  
AM-33  $\varnothing$  M6 OR  $\varnothing$  1/4"

AM SERIES MANIFOLD  
(MANIFOLD HAS IDENTICAL PORTS  
ON BOTH ENDS. UNUSED "PRESSURE IN"  
PORT NEEDS TO BE PLUGGED).

ONE SIDE PRESSURE, ONE SIDE EXHAUST  
-PRESSURE LABELED "P" ON VALVE MUST LINE  
UP WITH PRESSURE SIDE ON MANIFOLD.  
-EXHAUST LABELED "R" ON VALVE MUST LINE  
UP WITH EXHAUST SIDE ON MANIFOLD

*If you have any questions  
concerning the installation or  
operation of this equipment,  
or if you need additional  
information, please call  
AutomationDirect.com Tech  
Support at 770-844-4200*

## AVS-31 Series 9.4 mm DIN

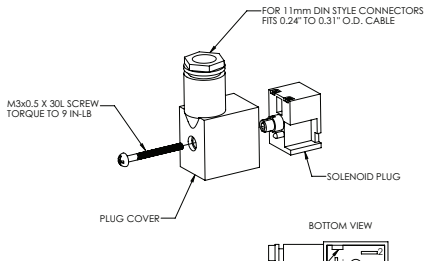


TOP VIEW

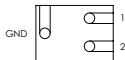


- USE 22-14 AWG STRANDED WIRE. TORQUE TERMINALS TO 4 IN-LB.
- FOR DC VALVES  
1 = DC+  
2 = DC-
- FOR AC VALVES,  
THE SOLENOID IS NOT  
POLARITY SENSITIVE

## AVS-32, -33 Series 11mm DIN



TOP VIEW



- USE 22-14 AWG STRANDED WIRE. TORQUE TERMINALS TO 4 IN-LB.
- FOR DC VALVES  
1 = DC+  
2 = DC-
- FOR AC VALVES,  
THE SOLENOID IS NOT  
POLARITY SENSITIVE