

KMF318V

AKA

Description 3P 600V 18A TERMINAL FILTER

Device rfi filter

Current 18A 40°C

Earthing M5x15 stud ss 2Nm

Enclosure aluminium 1.2mm

Loss 3.7W/ph

Leakage 19.8mA operating

Mass 1.6kg

Mounting M5x4

PCB n/a

Potting air/resin

Power 18.7kW(4.3kW)

Protection IP20

Resistance 11.4mR/ph

Residual 306V 5s

SCCT 5kA

Supply 600V 50/60Hz

Terminal screw 10mm² 2Nm strip 9mm

Varistor n/a

Withstand 2900Vdc 60s

Altitude 1000m (3000m w/derating)

Bonding 25A 50/60Hz

Class class I

Environment -25/+85/21

Flammability ULV2 min

Humidity 93% RH non-condensing

Insulation 500Vdc ≥3.5MR

Material group IIIb

MTBF 22yrs (MIL-HDBK-217F)

Overload 135% 2hrs 150% 60s

Overvoltage category II

Packaging ASTM D7386

Pollution degree II

Shock 15g 11ms

Spacing ≥50mm gap

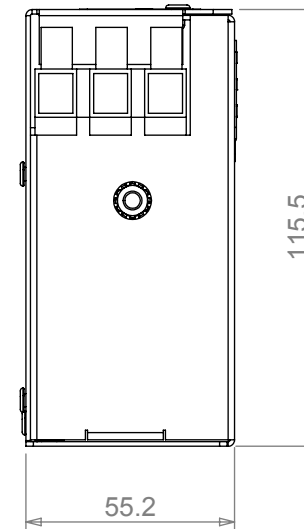
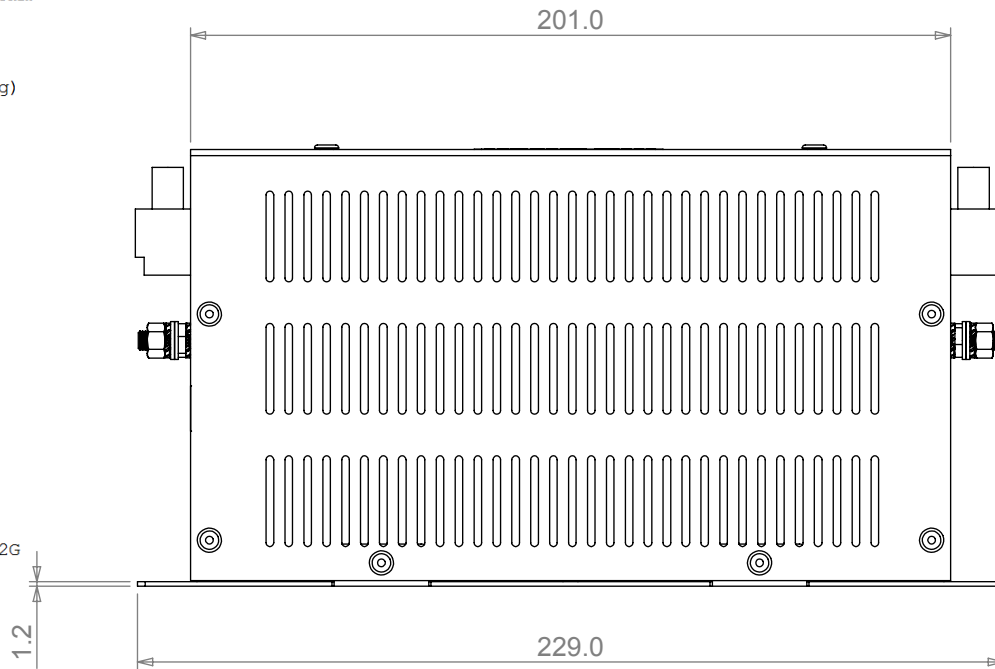

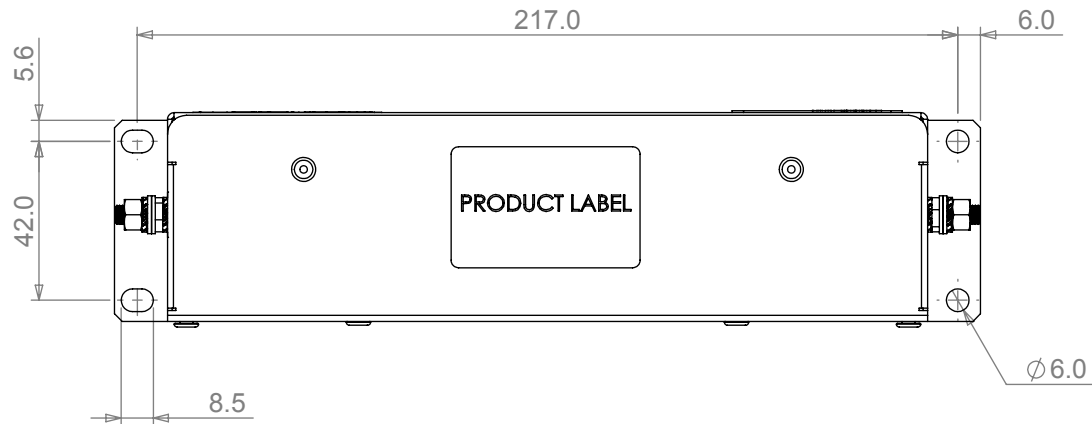
Vibration 5-55Hz 350um 55-500Hz 2G

EU CE EN60939

US uR UL1283

CAN cUR CSA22.2

TERMINALS HIDDEN



Tel No. +44(0)1724 273200
Website www.dem-uk.com



PROPRIETARY AND CONFIDENTIAL:

THE INFORMATION CONTAINED IN THIS DRAWING IS THE SOLE PROPERTY OF ALPHA 3 MANUFACTURING. ANY REPRODUCTION IN PART OR AS A WHOLE WITHOUT THE WRITTEN PERMISSION OF ALPHA 3 MANUFACTURING IS PROHIBITED.

DEM Manufacturing, Deltron Emcon House, Hargreaves Way, Sawcliffe Ind. Park, Scunthorpe, North Lincolnshire, DN15 8RF, UK

UNLESS OTHERWISE SPECIFIED DIMENSIONS ARE IN MILLIMETRES
LINEAR & RADIAL TOLERANCE:
NO DECIMAL PLACES ±0.5mm
1 DECIMAL PLACE ±0.25mm
2 DECIMAL PLACES ±0.125mm
ANGULAR TOLERANCE: ±1°

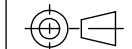
DO NOT SCALE DRAWING

THE FINISHED PRODUCT SHOULD BE CLEAN AND FREE FROM ALL LIQUIDS AND DEBRIS. SURFACES SHOULD BE OF UNIFORM APPEARANCE FREE FROM SHARP EDGES, BURRS AND CORROSION

AUTHOR

DATE

THIRD ANGLE PROJECTION



SW

03/03/15

SHEET 1 OF 1

SCALE 1:2

A4

TITLE

SPECIFICATION

DRAWING NO.

KMF318V

ISSUE

06

Release

ROXBURGH ELECTRONICS LTD
FILTER INSERTION LOSS CHARACTERISTICS
CISPR 17 - 50 OHM METHOD

KMF318V

