

KMF3100A

AKA

Description 3P 500V 100A TERMINAL FILTER

Device rfi filter

Current 100A 40°C

Earthing M8x23 stud ss 6Nm

Enclosure aluminium 1.2mm

Loss 9.6W/ph

Leakage 30.6mA operating

Mass 4.1kg

Mounting M6x4

PCB fr4 avlv2 VW-1 600V 105°C

Potting air

Power 83kW (24kW)

Protection IP20

Resistance 0.96mR/ph

Residual 544V 5s

SCCT 10kA

Supply 400/480V 50/60Hz

Terminal screw 35mm² 5Nm strip 18mm

Varistor n/a

Withstand 2900Vdc 60s

Altitude 1000m (3000m w/derating)

Bonding 25A 50/60Hz

Class class I

Environment -25/+85/21

Flammability ULV2 min

Humidity 93% RH non-condensing

Insulation 500Vdc ≥3.5MR

Material group IIb

MTBF 22yrs (MIL-HDBK-217F)

Overload 135% 2hrs 150% 60s

Overvoltage category II

Packaging ASTM D7386

Pollution degree II

Shock 15g 11ms

Spacing ≥50mm gap

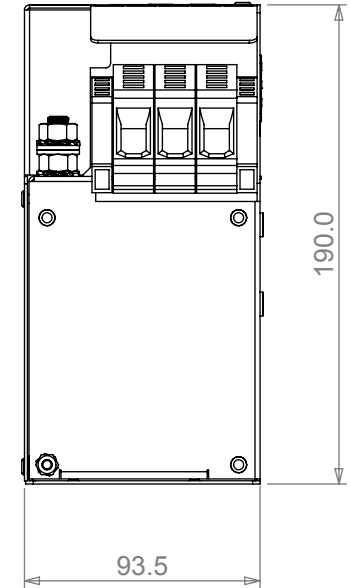
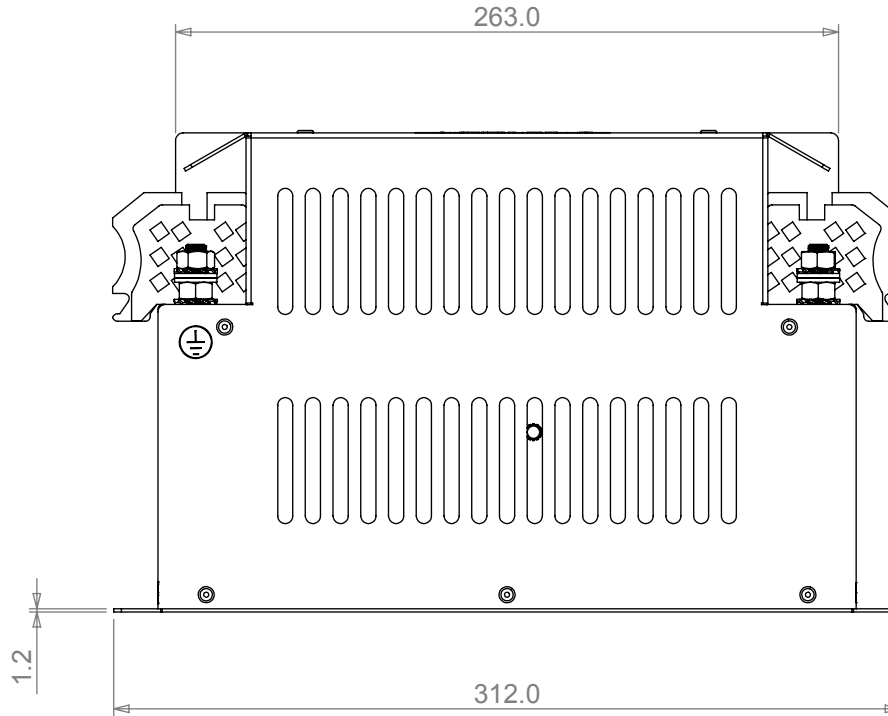

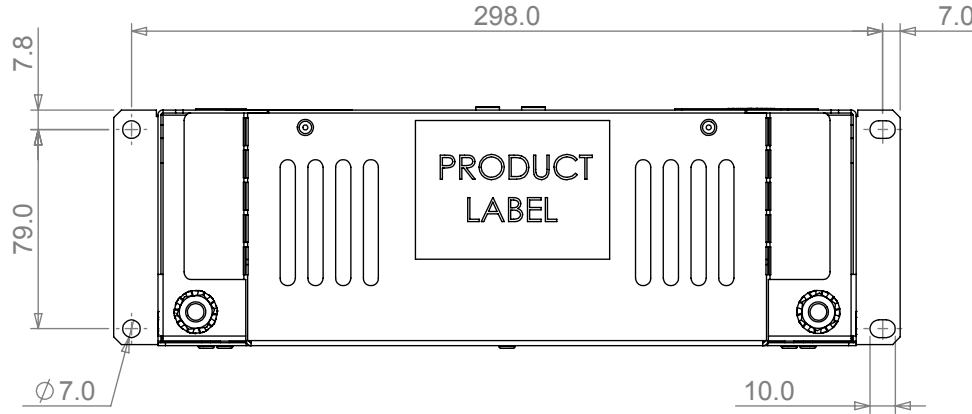
Vibration 5-55Hz 350um 55-500Hz 2G

EU CE EN60939

US uR UL1283

CAN CUR CSA22.2

TERMINALS HIDDEN



Tel No. +44(0)1724 273200
Website www.dem-uk.com



PROPRIETARY AND CONFIDENTIAL:

THE INFORMATION CONTAINED IN THIS DRAWING IS THE SOLE PROPERTY OF ALPHA 3 MANUFACTURING. ANY REPRODUCTION IN PART OR AS A WHOLE WITHOUT THE WRITTEN PERMISSION OF ALPHA 3 MANUFACTURING IS PROHIBITED.

DEM Manufacturing, Deltron Emcon House, Hargreaves Way, Sawcliffe Ind. Park, Scunthorpe, North Lincolnshire, DN15 8RF, UK

UNLESS OTHERWISE SPECIFIED DIMENSIONS ARE IN MILLIMETRES
LINEAR & RADIAL TOLERANCE:
NO DECIMAL PLACES ±0.5mm
1 DECIMAL PLACE ±0.25mm
2 DECIMAL PLACES ±0.125mm
ANGULAR TOLERANCE: ±1°

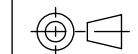
DO NOT SCALE DRAWING

THE FINISHED PRODUCT SHOULD BE CLEAN AND FREE FROM ALL LIQUIDS AND DEBRIS. SURFACES SHOULD BE OF UNIFORM APPEARANCE FREE FROM SHARP EDGES, BURRS AND CORROSION

AUTHOR

DATE

THIRD ANGLE PROJECTION



SW

SCALE 1:5

A4

TITLE

SPECIFICATION

DRAWING NO. KMF3100A

ISSUE 07

Release

ROXBURGH ELECTRONICS LTD
FILTER INSERTION LOSS CHARACTERISTICS
CISPR 17 - 50 OHM METHOD

KMF3100A

